



# RALPHO TOWNSHIP

206 S. Market St., Suite 1 - Elysburg, PA 17824

**Phone:** 570-672-9236 - **Fax:** 570-672-1963

[ralphotownship.org](http://ralphotownship.org)

Remember: If you want little  
goblins to stop at your house  
to leave your porch light on



## Halloween Health & Safety Tips

Halloween is a time for spooky thrills and imagination. But the holiday also brings some extra risks for children and teens.

For example, did you know that child pedestrian injuries are more likely on Halloween than on any other night of the year? Help keep Halloween fun and safe for your family with these tips.

Safety on the trick-or-treat trail:

- Always accompany young children.
- Talk with kids about the risk of distracted walking.
- Cross the street as a group in established crosswalks.
- Don't assume cars will stop.
- Stay on well-lit streets and always use the sidewalk.

### Board of Supervisors

#### Chairman

Vincent Daubert

#### Vice Chairman

Stephen Major

#### Supervisors

Blaine Madara Jr.

Daniel Williams

Blaine Madara Sr.

#### Secretary/Treasurer

Debra Olson

[dolson@ralphotownship.org](mailto:dolson@ralphotownship.org)

#### Manager

Joseph Springer

[jspringer@ralphotownship.org](mailto:jspringer@ralphotownship.org)

#### Office Hours:

Mon, Tues, Thurs

8 a.m. to 4 p.m.

Wed & Fri by phone

#### Roadmaster:

Damion Beagle

570-672-2040

[roadmaster@ralphotownship.org](mailto:roadmaster@ralphotownship.org)

#### Code/Zoning Officer:

Mark Lyash

570-672-3844/570-898-0187

[codeoffice@ralphotownship.org](mailto:codeoffice@ralphotownship.org)

#### Meeting Schedules

All meetings are open to the public and held at the Township Building

#### Board of Supervisors

2<sup>nd</sup> Tuesday at 6:30 p.m.

#### Planning Commission

1<sup>st</sup> Tuesday at 6:30

# **SCHOOL BUS STOP SAFETY**



**Schools are back in session and that means students are back at their bus stops on State and Township roadways.**

## **Please follow the appropriate safety guidelines:**

- ✓ Motorists must stop at least 10 feet away from school buses that have their red lights flashing and stop arm extended.
- ✓ Motorists must stop when they are behind a bus, meeting the bus or approaching an intersection where a bus is stopped.
- ✓ Motorists following or traveling alongside a school bus must also stop until the red-lights have stopped flashing, the stop arm is withdrawn, and all children have reached safety.
- ✓ If physical barriers such as grassy medians, guide rails or concrete median barriers separate oncoming traffic from the bus, motorists in the opposing lanes may proceed without stopping.
- ✓ DO NOT PROCEED until all children have reached a place of safety.

## **Penalties and Fines Related to School Buses:**

- ✓ \$250 Fine
- ✓ Five points on your driving record
- ✓ 60-day license suspension



# **LEAF COLLECTION**

**Beginning Monday, October 20th &  
Ending on Tuesday, November 25<sup>th</sup>**

*There will be **NO SET STREET DAYS** Please  
Have your leaves ready for pickup at all  
times during the dates above*


**\*\*No leaf collection in any outlying areas  
within the Township\*\***

Residents are asked to rake leaves to the edge  
of the paved roadway, not in ditches and in windrows  
no larger than 3 feet wide or 3 feet high. Absolutely  
**NO PILES PLEASE!** Leaves with sticks, rocks,  
grass clippings or other debris; in huge piles; in  
ditches; or with vehicles parked by the piles **WILL**  
**NOT BE COLLECTED!**

Any leaves collected after November 25th  
**MUST BE BAGGED** for pickup. **LEAVES NOT**  
**BAGGED AFTER THIS DATE WILL NOT BE**  
**PICKED UP.** Please call the Twp. Roadmaster  
at 570-672-2040 to have your bagged leaves  
picked up or with any questions.

# Ralpho Township Snow Policy

During the winter season it is the Road Crew's policy to begin salting, cindering and plowing as soon as it is necessary. There are 51 miles of roads within the Township. All major thoroughfares will be done first. Starting points for remaining roads will be alternated. After the initial pass, the plow will return to widen the path.



How you can help:

1. Do not drive unless absolutely necessary
2. Remove your vehicles from the roadways, park in your driveway or yard if necessary to allow the crews to plow without any obstructions. If your vehicle is not removed from the street, it will be plowed in.
3. Prevent street flooding by clearing catch basins near your home to allow rain and melting snow to enter the drainage system.
4. All snow plows are angled the same way (to the driver's right) and will automatically push the snow that direction. It is impossible for the equipment operators to avoid pushing snow into cleared driveways and sidewalks. If you must clear your driveway prior to completion of snow plowing, please keep in mind that the snow that is in front of the plow will unload wherever there is a cleared area. This is why snow is left in a cleared driveway as the street is plowed. Clearing an area on the side of the driveway from which the plow approaches will provide an area for the snow to unload before it reaches your driveway. This area needs to be at least five feet long and two to three feet wide.
5. It is **UNLAWFUL** to shovel, plow or snow blow any snow next to a fire hydrant or on any sidewalk or on any portion of the street or roadway.
6. Mailbox damage - the township is not responsible for any mailboxes that are located within the right of way, that are hit by snow, ice or snow plows.
7. Please be patient with the equipment operators. Snow removal is a stressful and time-consuming task. It is our mission to make the streets passable and as safe for motorists as we can in the shortest period of time. Every storm is different and poses different challenges.

Those residents who feel they have a legitimate complaint should call the office of the Roadmaster at 570-672-2040.

---

Parking is prohibited during winter maintenance and until said maintenance is completed on the street, whether or not a snow emergency is declared: Birchwyn Drive, Hillcrest Drive, Bradford Lane and Cameron Drive.

## **PennDOT Roads within Ralpho Township**

The following roadways are owned by PennDOT. Call PennDOT Maintenance office at 570-286-7178 to report problems related to road conditions on these Roadways anytime throughout the year.

- **Highway 54**
- **Highway 487**
- **Highway 61**
- **Mountain Road**
- **Airport Road**
- **Reading Turnpike**
- **Bottle Drive**
- **Penn Avenue**



## **Where Do My Real Estate Taxes Go?**

An average household real estate tax in Ralpho Township is approximately \$2,965. Below is a breakdown of what portion of that goes to which taxing authority.

- Total: \$2,965.00**
- County Tax: \$885.00 (29.8%)**
- Township Tax: \$210.00 (7.1%)**
- School Tax: \$1,870.00 (63.0%)**

## **Municipal Authority of Ralpho Township**

**DID YOU KNOW** it's illegal to have a sump pump, floor drain or downspout connected to the sewer system? Not only is it illegal to have these devices connected to the sewer system, it puts a tremendous strain on the operation of the sewer plant as well as increasing treatment costs to treat rain water.

Presently, the Sewer Authority is under a sewer connection moratorium by the Pennsylvania Department of Environmental Protection. We need to get our flows down. Please do your part and disconnect any sump pumps, floor drains or downspouts connected to the sewer system. The Authority will be continuing its Door-to-Door Inspection Program throughout the Township. The inspection will be a short 10-to-15-minute visit by a licensed home inspector to determine if there are any sump pumps, downspouts or floor drains that are illegally discharging water into the sewer system. If you receive a notice about scheduling an inspection, please contact the Municipal Authority Office at **570-672-9792** as soon as possible!

Please cooperate with any maintenance personnel you may see as we clean the right of ways, manholes, etc.

**Remember all 2025 Taxes MUST be postmarked or placed in the drop box by December 31<sup>st</sup>. If you have questions, please email the Tax Collector at [ralphotaxcollector@outlook.com](mailto:ralphotaxcollector@outlook.com).**



# Household Gun Storage Safety

For safe gun storage, firearms should be kept unloaded and locked, with ammunition stored separately. Secure gun safes, lock boxes, and cable or trigger locks are recommended tools for keeping guns inaccessible to children and unauthorized users.

Essential rules for safe gun storage

- **Store guns unloaded.** Always remove ammunition from a firearm before placing it into storage. This prevents unintentional discharges from handling or mechanical failures.
- **Store firearms locked.** Use a strong and effective locking method to secure the firearm, such as a safe or lock box.
- **Store ammunition separately.** Always keep ammunition locked and stored in a location separate from your firearm. This adds another layer of security and is a fundamental rule for responsible gun owners.
- **Control access.** The keys, combinations, or biometric information needed to unlock your storage should be known only by responsible adults in the household. These should be stored in a hidden, secure location.
- **Bolted safes.** To prevent theft, large safes should be bolted to the floor or a wall. This makes it difficult for a burglar to tip the safe over or remove it entirely.
- **Consider all risks.** Safe storage protects not only against accidental shootings involving children, but also against suicide and gun theft.

## Grant Projects Taking Place Soon



There will be a handicap access ramp installed at the back Municipal Gym Entrance this fall. The money for this project is through Community Development Block Grant. Please watch for construction and possibly different access into the gym while the project is completed.

---

Some playground updates will also be taking place in the spring. We ask that you be aware of the construction going on. This project is partially funded through a Department of Conservation and Natural Resources Grant awarded to the Township.



Sunday, November 2, 2025



# RALPHO TOWNSHIP

206 S. Market St., Suite 1 - Elysburg, PA 17824

**Phone:** 570-672-9236 - **Fax:** 570-672-1963

[ralphotownship.org](http://ralphotownship.org)

Remember: If you want little  
goblins to stop at your house  
to leave your porch light on



## Halloween Health & Safety Tips

Halloween is a time for spooky thrills and imagination. But the holiday also brings some extra risks for children and teens.

For example, did you know that child pedestrian injuries are more likely on Halloween than on any other night of the year? Help keep Halloween fun and safe for your family with these tips.

Safety on the trick-or-treat trail:

- Always accompany young children.
- Talk with kids about the risk of distracted walking.
- Cross the street as a group in established crosswalks.
- Don't assume cars will stop.
- Stay on well-lit streets and always use the sidewalk.

### Board of Supervisors

#### Chairman

Vincent Daubert

#### Vice Chairman

Stephen Major

#### Supervisors

Blaine Madara Jr.

Daniel Williams

Blaine Madara Sr.

#### Secretary/Treasurer

Debra Olson

[dolson@ralphotownship.org](mailto:dolson@ralphotownship.org)

#### Manager

Joseph Springer

[jspringer@ralphotownship.org](mailto:jspringer@ralphotownship.org)

#### Office Hours:

Mon, Tues, Thurs

8 a.m. to 4 p.m.

Wed & Fri by phone

#### Roadmaster:

Damion Beagle

570-672-2040

[roadmaster@ralphotownship.org](mailto:roadmaster@ralphotownship.org)

#### Code/Zoning Officer:

Mark Lyash

570-672-3844/570-898-0187

[codeoffice@ralphotownship.org](mailto:codeoffice@ralphotownship.org)

#### Meeting Schedules

All meetings are open to the public and held at the Township Building

#### Board of Supervisors

2<sup>nd</sup> Tuesday at 6:30 p.m.

#### Planning Commission

1<sup>st</sup> Tuesday at 6:30

# **SCHOOL BUS STOP SAFETY**



**Schools are back in session and that means students are back at their bus stops on State and Township roadways.**

## **Please follow the appropriate safety guidelines:**

- ✓ Motorists must stop at least 10 feet away from school buses that have their red lights flashing and stop arm extended.
- ✓ Motorists must stop when they are behind a bus, meeting the bus or approaching an intersection where a bus is stopped.
- ✓ Motorists following or traveling alongside a school bus must also stop until the red-lights have stopped flashing, the stop arm is withdrawn, and all children have reached safety.
- ✓ If physical barriers such as grassy medians, guide rails or concrete median barriers separate oncoming traffic from the bus, motorists in the opposing lanes may proceed without stopping.
- ✓ DO NOT PROCEED until all children have reached a place of safety.

## **Penalties and Fines Related to School Buses:**

- ✓ \$250 Fine
- ✓ Five points on your driving record
- ✓ 60-day license suspension





# **LEAF COLLECTION**

**Beginning Monday, October 20th &  
Ending on Tuesday, November 25<sup>th</sup>**

*There will be **NO SET STREET DAYS** Please  
Have your leaves ready for pickup at all  
times during the dates above*


**\*\*No leaf collection in any outlying areas  
within the Township\*\***

Residents are asked to rake leaves to the edge  
of the paved roadway, not in ditches and in windrows  
no larger than 3 feet wide or 3 feet high. Absolutely  
**NO PILES PLEASE!** Leaves with sticks, rocks,  
grass clippings or other debris; in huge piles; in  
ditches; or with vehicles parked by the piles **WILL**  
**NOT BE COLLECTED!**

Any leaves collected after November 25th  
**MUST BE BAGGED** for pickup. **LEAVES NOT**  
**BAGGED AFTER THIS DATE WILL NOT BE**  
**PICKED UP.** Please call the Twp. Roadmaster  
at 570-672-2040 to have your bagged leaves  
picked up or with any questions.

# Ralpho Township Snow Policy

During the winter season it is the Road Crew's policy to begin salting, cindering and plowing as soon as it is necessary. There are 51 miles of roads within the Township. All major thoroughfares will be done first. Starting points for remaining roads will be alternated. After the initial pass, the plow will return to widen the path.



How you can help:

1. Do not drive unless absolutely necessary
2. Remove your vehicles from the roadways, park in your driveway or yard if necessary to allow the crews to plow without any obstructions. If your vehicle is not removed from the street, it will be plowed in.
3. Prevent street flooding by clearing catch basins near your home to allow rain and melting snow to enter the drainage system.
4. All snow plows are angled the same way (to the driver's right) and will automatically push the snow that direction. It is impossible for the equipment operators to avoid pushing snow into cleared driveways and sidewalks. If you must clear your driveway prior to completion of snow plowing, please keep in mind that the snow that is in front of the plow will unload wherever there is a cleared area. This is why snow is left in a cleared driveway as the street is plowed. Clearing an area on the side of the driveway from which the plow approaches will provide an area for the snow to unload before it reaches your driveway. This area needs to be at least five feet long and two to three feet wide.
5. It is **UNLAWFUL** to shovel, plow or snow blow any snow next to a fire hydrant or on any sidewalk or on any portion of the street or roadway.
6. Mailbox damage - the township is not responsible for any mailboxes that are located within the right of way, that are hit by snow, ice or snow plows.
7. Please be patient with the equipment operators. Snow removal is a stressful and time-consuming task. It is our mission to make the streets passable and as safe for motorists as we can in the shortest period of time. Every storm is different and poses different challenges.

Those residents who feel they have a legitimate complaint should call the office of the Roadmaster at 570-672-2040.

---

Parking is prohibited during winter maintenance and until said maintenance is completed on the street, whether or not a snow emergency is declared: Birchwyn Drive, Hillcrest Drive, Bradford Lane and Cameron Drive.

## **PennDOT Roads within Ralpho Township**

The following roadways are owned by PennDOT. Call PennDOT Maintenance office at 570-286-7178 to report problems related to road conditions on these Roadways anytime throughout the year.

- **Highway 54**
- **Highway 487**
- **Highway 61**
- **Mountain Road**
- **Airport Road**
- **Reading Turnpike**
- **Bottle Drive**
- **Penn Avenue**



## **Where Do My Real Estate Taxes Go?**

An average household real estate tax in Ralpho Township is approximately \$2,965. Below is a breakdown of what portion of that goes to which taxing authority.

- Total: \$2,965.00**
- County Tax: \$885.00 (29.8%)**
- Township Tax: \$210.00 (7.1%)**
- School Tax: \$1,870.00 (63.0%)**

## **Municipal Authority of Ralpho Township**

**DID YOU KNOW** it's illegal to have a sump pump, floor drain or downspout connected to the sewer system? Not only is it illegal to have these devices connected to the sewer system, it puts a tremendous strain on the operation of the sewer plant as well as increasing treatment costs to treat rain water.

Presently, the Sewer Authority is under a sewer connection moratorium by the Pennsylvania Department of Environmental Protection. We need to get our flows down. Please do your part and disconnect any sump pumps, floor drains or downspouts connected to the sewer system. The Authority will be continuing its Door-to-Door Inspection Program throughout the Township. The inspection will be a short 10-to-15-minute visit by a licensed home inspector to determine if there are any sump pumps, downspouts or floor drains that are illegally discharging water into the sewer system. If you receive a notice about scheduling an inspection, please contact the Municipal Authority Office at **570-672-9792** as soon as possible!

Please cooperate with any maintenance personnel you may see as we clean the right of ways, manholes, etc.

**Remember all 2025 Taxes MUST be postmarked or placed in the drop box by December 31<sup>st</sup>. If you have questions, please email the Tax Collector at [ralphotaxcollector@outlook.com](mailto:ralphotaxcollector@outlook.com).**

# Household Gun Storage Safety

For safe gun storage, firearms should be kept unloaded and locked, with ammunition stored separately. Secure gun safes, lock boxes, and cable or trigger locks are recommended tools for keeping guns inaccessible to children and unauthorized users.

Essential rules for safe gun storage

- **Store guns unloaded.** Always remove ammunition from a firearm before placing it into storage. This prevents unintentional discharges from handling or mechanical failures.
- **Store firearms locked.** Use a strong and effective locking method to secure the firearm, such as a safe or lock box.
- **Store ammunition separately.** Always keep ammunition locked and stored in a location separate from your firearm. This adds another layer of security and is a fundamental rule for responsible gun owners.
- **Control access.** The keys, combinations, or biometric information needed to unlock your storage should be known only by responsible adults in the household. These should be stored in a hidden, secure location.
- **Bolted safes.** To prevent theft, large safes should be bolted to the floor or a wall. This makes it difficult for a burglar to tip the safe over or remove it entirely.
- **Consider all risks.** Safe storage protects not only against accidental shootings involving children, but also against suicide and gun theft.

## Grant Projects Taking Place Soon



There will be a handicap access ramp installed at the back Municipal Gym Entrance this fall. The money for this project is through Community Development Block Grant. Please watch for construction and possibly different access into the gym while the project is completed.

---

Some playground updates will also be taking place in the spring. We ask that you be aware of the construction going on. This project is partially funded through a Department of Conservation and Natural Resources Grant awarded to the Township.



Sunday, November 2, 2025



# RALPHO TOWNSHIP

206 S. Market St., Suite 1 - Elysburg, PA 17824

**Phone:** 570-672-9236 - **Fax:** 570-672-1963

[ralphotownship.org](http://ralphotownship.org)

Remember: If you want little  
goblins to stop at your house  
to leave your porch light on



## Halloween Health & Safety Tips

Halloween is a time for spooky thrills and imagination. But the holiday also brings some extra risks for children and teens.

For example, did you know that child pedestrian injuries are more likely on Halloween than on any other night of the year? Help keep Halloween fun and safe for your family with these tips.

Safety on the trick-or-treat trail:

- Always accompany young children.
- Talk with kids about the risk of distracted walking.
- Cross the street as a group in established crosswalks.
- Don't assume cars will stop.
- Stay on well-lit streets and always use the sidewalk.

### Board of Supervisors

#### Chairman

Vincent Daubert

#### Vice Chairman

Stephen Major

#### Supervisors

Blaine Madara Jr.

Daniel Williams

Blaine Madara Sr.

#### Secretary/Treasurer

Debra Olson

[dolson@ralphotownship.org](mailto:dolson@ralphotownship.org)

#### Manager

Joseph Springer

[jspringer@ralphotownship.org](mailto:jspringer@ralphotownship.org)

#### Office Hours:

Mon, Tues, Thurs

8 a.m. to 4 p.m.

Wed & Fri by phone

#### Roadmaster:

Damion Beagle

570-672-2040

[roadmaster@ralphotownship.org](mailto:roadmaster@ralphotownship.org)

#### Code/Zoning Officer:

Mark Lyash

570-672-3844/570-898-0187

[codeoffice@ralphotownship.org](mailto:codeoffice@ralphotownship.org)

#### Meeting Schedules

All meetings are open to the public and held at the Township Building

#### Board of Supervisors

2<sup>nd</sup> Tuesday at 6:30 p.m.

#### Planning Commission

1<sup>st</sup> Tuesday at 6:30



# **SCHOOL BUS STOP SAFETY**



**Schools are back in session and that means students are back at their bus stops on State and Township roadways.**

## **Please follow the appropriate safety guidelines:**

- ✓ Motorists must stop at least 10 feet away from school buses that have their red lights flashing and stop arm extended.
- ✓ Motorists must stop when they are behind a bus, meeting the bus or approaching an intersection where a bus is stopped.
- ✓ Motorists following or traveling alongside a school bus must also stop until the red-lights have stopped flashing, the stop arm is withdrawn, and all children have reached safety.
- ✓ If physical barriers such as grassy medians, guide rails or concrete median barriers separate oncoming traffic from the bus, motorists in the opposing lanes may proceed without stopping.
- ✓ DO NOT PROCEED until all children have reached a place of safety.

## **Penalties and Fines Related to School Buses:**

- ✓ \$250 Fine
- ✓ Five points on your driving record
- ✓ 60-day license suspension



# **LEAF COLLECTION**

**Beginning Monday, October 20th &  
Ending on Tuesday, November 25<sup>th</sup>**

*There will be **NO SET STREET DAYS** Please  
Have your leaves ready for pickup at all  
times during the dates above*


**\*\*No leaf collection in any outlying areas  
within the Township\*\***

Residents are asked to rake leaves to the edge  
of the paved roadway, not in ditches and in windrows  
no larger than 3 feet wide or 3 feet high. Absolutely  
**NO PILES PLEASE!** Leaves with sticks, rocks,  
grass clippings or other debris; in huge piles; in  
ditches; or with vehicles parked by the piles **WILL**  
**NOT BE COLLECTED!**

Any leaves collected after November 25th  
**MUST BE BAGGED** for pickup. **LEAVES NOT**  
**BAGGED AFTER THIS DATE WILL NOT BE**  
**PICKED UP.** Please call the Twp. Roadmaster  
at 570-672-2040 to have your bagged leaves  
picked up or with any questions.

# Ralpho Township Snow Policy

During the winter season it is the Road Crew's policy to begin salting, cindering and plowing as soon as it is necessary. There are 51 miles of roads within the Township. All major thoroughfares will be done first. Starting points for remaining roads will be alternated. After the initial pass, the plow will return to widen the path.



How you can help:

1. Do not drive unless absolutely necessary
2. Remove your vehicles from the roadways, park in your driveway or yard if necessary to allow the crews to plow without any obstructions. If your vehicle is not removed from the street, it will be plowed in.
3. Prevent street flooding by clearing catch basins near your home to allow rain and melting snow to enter the drainage system.
4. All snow plows are angled the same way (to the driver's right) and will automatically push the snow that direction. It is impossible for the equipment operators to avoid pushing snow into cleared driveways and sidewalks. If you must clear your driveway prior to completion of snow plowing, please keep in mind that the snow that is in front of the plow will unload wherever there is a cleared area. This is why snow is left in a cleared driveway as the street is plowed. Clearing an area on the side of the driveway from which the plow approaches will provide an area for the snow to unload before it reaches your driveway. This area needs to be at least five feet long and two to three feet wide.
5. It is **UNLAWFUL** to shovel, plow or snow blow any snow next to a fire hydrant or on any sidewalk or on any portion of the street or roadway.
6. Mailbox damage - the township is not responsible for any mailboxes that are located within the right of way, that are hit by snow, ice or snow plows.
7. Please be patient with the equipment operators. Snow removal is a stressful and time-consuming task. It is our mission to make the streets passable and as safe for motorists as we can in the shortest period of time. Every storm is different and poses different challenges.

Those residents who feel they have a legitimate complaint should call the office of the Roadmaster at 570-672-2040.

---

Parking is prohibited during winter maintenance and until said maintenance is completed on the street, whether or not a snow emergency is declared: Birchwyn Drive, Hillcrest Drive, Bradford Lane and Cameron Drive.

## **PennDOT Roads within Ralpho Township**

The following roadways are owned by PennDOT. Call PennDOT Maintenance office at 570-286-7178 to report problems related to road conditions on these Roadways anytime throughout the year.

- **Highway 54**
- **Highway 487**
- **Highway 61**
- **Mountain Road**
- **Airport Road**
- **Reading Turnpike**
- **Bottle Drive**
- **Penn Avenue**



## **Where Do My Real Estate Taxes Go?**

An average household real estate tax in Ralpho Township is approximately \$2,965. Below is a breakdown of what portion of that goes to which taxing authority.

- Total: \$2,965.00**
- County Tax: \$885.00 (29.8%)**
- Township Tax: \$210.00 (7.1%)**
- School Tax: \$1,870.00 (63.0%)**

## **Municipal Authority of Ralpho Township**

**DID YOU KNOW** it's illegal to have a sump pump, floor drain or downspout connected to the sewer system? Not only is it illegal to have these devices connected to the sewer system, it puts a tremendous strain on the operation of the sewer plant as well as increasing treatment costs to treat rain water.

Presently, the Sewer Authority is under a sewer connection moratorium by the Pennsylvania Department of Environmental Protection. We need to get our flows down. Please do your part and disconnect any sump pumps, floor drains or downspouts connected to the sewer system. The Authority will be continuing its Door-to-Door Inspection Program throughout the Township. The inspection will be a short 10-to-15-minute visit by a licensed home inspector to determine if there are any sump pumps, downspouts or floor drains that are illegally discharging water into the sewer system. If you receive a notice about scheduling an inspection, please contact the Municipal Authority Office at **570-672-9792** as soon as possible!

Please cooperate with any maintenance personnel you may see as we clean the right of ways, manholes, etc.

**Remember all 2025 Taxes MUST be postmarked or placed in the drop box by December 31<sup>st</sup>. If you have questions, please email the Tax Collector at [ralphotaxcollector@outlook.com](mailto:ralphotaxcollector@outlook.com).**

# Household Gun Storage Safety

For safe gun storage, firearms should be kept unloaded and locked, with ammunition stored separately. Secure gun safes, lock boxes, and cable or trigger locks are recommended tools for keeping guns inaccessible to children and unauthorized users.

Essential rules for safe gun storage

- **Store guns unloaded.** Always remove ammunition from a firearm before placing it into storage. This prevents unintentional discharges from handling or mechanical failures.
- **Store firearms locked.** Use a strong and effective locking method to secure the firearm, such as a safe or lock box.
- **Store ammunition separately.** Always keep ammunition locked and stored in a location separate from your firearm. This adds another layer of security and is a fundamental rule for responsible gun owners.
- **Control access.** The keys, combinations, or biometric information needed to unlock your storage should be known only by responsible adults in the household. These should be stored in a hidden, secure location.
- **Bolted safes.** To prevent theft, large safes should be bolted to the floor or a wall. This makes it difficult for a burglar to tip the safe over or remove it entirely.
- **Consider all risks.** Safe storage protects not only against accidental shootings involving children, but also against suicide and gun theft.

## Grant Projects Taking Place Soon



There will be a handicap access ramp installed at the back Municipal Gym Entrance this fall. The money for this project is through Community Development Block Grant. Please watch for construction and possibly different access into the gym while the project is completed.

---

Some playground updates will also be taking place in the spring. We ask that you be aware of the construction going on. This project is partially funded through a Department of Conservation and Natural Resources Grant awarded to the Township.



Sunday, November 2, 2025





# RALPHO TOWNSHIP

206 S. Market St., Suite 1 - Elysburg, PA 17824

**Phone:** 570-672-9236 - **Fax:** 570-672-1963

ralphotownship.org

Remember: If you want little  
goblins to stop at your house  
to leave your porch light on



## Halloween Health & Safety Tips

Halloween is a time for spooky thrills and imagination. But the holiday also brings some extra risks for children and teens.

For example, did you know that child pedestrian injuries are more likely on Halloween than on any other night of the year? Help keep Halloween fun and safe for your family with these tips.

Safety on the trick-or-treat trail:

- Always accompany young children.
- Talk with kids about the risk of distracted walking.
- Cross the street as a group in established crosswalks.
- Don't assume cars will stop.
- Stay on well-lit streets and always use the sidewalk.

### Board of Supervisors

#### Chairman

Vincent Daubert

#### Vice Chairman

Stephen Major

#### Supervisors

Blaine Madara Jr.

Daniel Williams

Blaine Madara Sr.

#### Secretary/Treasurer

Debra Olson

dolson@ralphotownship.org

#### Manager

Joseph Springer

jspringer@ralphotownship.org

#### Office Hours:

Mon, Tues, Thurs

8 a.m. to 4 p.m.

Wed & Fri by phone

#### Roadmaster:

Damion Beagle

570-672-2040

roadmaster@ralphotownship.org

#### Code/Zoning Officer:

Mark Lyash

570-672-3844/570-898-0187

codeoffice@ralphotownship.org

#### Meeting Schedules

All meetings are open to the public and held at the Township Building

#### Board of Supervisors

2<sup>nd</sup> Tuesday at 6:30 p.m.

#### Planning Commission

1<sup>st</sup> Tuesday at 6:30

# **SCHOOL BUS STOP SAFETY**



**Schools are back in session and that means students are back at their bus stops on State and Township roadways.**

## **Please follow the appropriate safety guidelines:**

- ✓ Motorists must stop at least 10 feet away from school buses that have their red lights flashing and stop arm extended.
- ✓ Motorists must stop when they are behind a bus, meeting the bus or approaching an intersection where a bus is stopped.
- ✓ Motorists following or traveling alongside a school bus must also stop until the red-lights have stopped flashing, the stop arm is withdrawn, and all children have reached safety.
- ✓ If physical barriers such as grassy medians, guide rails or concrete median barriers separate oncoming traffic from the bus, motorists in the opposing lanes may proceed without stopping.
- ✓ DO NOT PROCEED until all children have reached a place of safety.

## **Penalties and Fines Related to School Buses:**

- ✓ \$250 Fine
- ✓ Five points on your driving record
- ✓ 60-day license suspension



# **LEAF COLLECTION**

**Beginning Monday, October 20th &  
Ending on Tuesday, November 25<sup>th</sup>**

*There will be **NO SET STREET DAYS** Please  
Have your leaves ready for pickup at all  
times during the dates above*


**\*\*No leaf collection in any outlying areas  
within the Township\*\***

Residents are asked to rake leaves to the edge  
of the paved roadway, not in ditches and in windrows  
no larger than 3 feet wide or 3 feet high. Absolutely  
**NO PILES PLEASE!** Leaves with sticks, rocks,  
grass clippings or other debris; in huge piles; in  
ditches; or with vehicles parked by the piles **WILL**  
**NOT BE COLLECTED!**

Any leaves collected after November 25th  
**MUST BE BAGGED** for pickup. **LEAVES NOT**  
**BAGGED AFTER THIS DATE WILL NOT BE**  
**PICKED UP.** Please call the Twp. Roadmaster  
at 570-672-2040 to have your bagged leaves  
picked up or with any questions.

# Ralpho Township Snow Policy

During the winter season it is the Road Crew's policy to begin salting, cindering and plowing as soon as it is necessary. There are 51 miles of roads within the Township. All major thoroughfares will be done first. Starting points for remaining roads will be alternated. After the initial pass, the plow will return to widen the path.



How you can help:

1. Do not drive unless absolutely necessary
2. Remove your vehicles from the roadways, park in your driveway or yard if necessary to allow the crews to plow without any obstructions. If your vehicle is not removed from the street, it will be plowed in.
3. Prevent street flooding by clearing catch basins near your home to allow rain and melting snow to enter the drainage system.
4. All snow plows are angled the same way (to the driver's right) and will automatically push the snow that direction. It is impossible for the equipment operators to avoid pushing snow into cleared driveways and sidewalks. If you must clear your driveway prior to completion of snow plowing, please keep in mind that the snow that is in front of the plow will unload wherever there is a cleared area. This is why snow is left in a cleared driveway as the street is plowed. Clearing an area on the side of the driveway from which the plow approaches will provide an area for the snow to unload before it reaches your driveway. This area needs to be at least five feet long and two to three feet wide.
5. It is **UNLAWFUL** to shovel, plow or snow blow any snow next to a fire hydrant or on any sidewalk or on any portion of the street or roadway.
6. Mailbox damage - the township is not responsible for any mailboxes that are located within the right of way, that are hit by snow, ice or snow plows.
7. Please be patient with the equipment operators. Snow removal is a stressful and time-consuming task. It is our mission to make the streets passable and as safe for motorists as we can in the shortest period of time. Every storm is different and poses different challenges.

Those residents who feel they have a legitimate complaint should call the office of the Roadmaster at 570-672-2040.

---

Parking is prohibited during winter maintenance and until said maintenance is completed on the street, whether or not a snow emergency is declared: Birchwyn Drive, Hillcrest Drive, Bradford Lane and Cameron Drive.

## **PennDOT Roads within Ralpho Township**

The following roadways are owned by PennDOT. Call PennDOT Maintenance office at 570-286-7178 to report problems related to road conditions on these Roadways anytime throughout the year.

- **Highway 54**
- **Highway 487**
- **Highway 61**
- **Mountain Road**
- **Airport Road**
- **Reading Turnpike**
- **Bottle Drive**
- **Penn Avenue**



## **Where Do My Real Estate Taxes Go?**

An average household real estate tax in Ralpho Township is approximately \$2,965. Below is a breakdown of what portion of that goes to which taxing authority.

- Total: \$2,965.00**
- County Tax: \$885.00 (29.8%)**
- Township Tax: \$210.00 (7.1%)**
- School Tax: \$1,870.00 (63.0%)**

## **Municipal Authority of Ralpho Township**

**DID YOU KNOW** it's illegal to have a sump pump, floor drain or downspout connected to the sewer system? Not only is it illegal to have these devices connected to the sewer system, it puts a tremendous strain on the operation of the sewer plant as well as increasing treatment costs to treat rain water.

Presently, the Sewer Authority is under a sewer connection moratorium by the Pennsylvania Department of Environmental Protection. We need to get our flows down. Please do your part and disconnect any sump pumps, floor drains or downspouts connected to the sewer system. The Authority will be continuing its Door-to-Door Inspection Program throughout the Township. The inspection will be a short 10-to-15-minute visit by a licensed home inspector to determine if there are any sump pumps, downspouts or floor drains that are illegally discharging water into the sewer system. If you receive a notice about scheduling an inspection, please contact the Municipal Authority Office at **570-672-9792** as soon as possible!

Please cooperate with any maintenance personnel you may see as we clean the right of ways, manholes, etc.

**Remember all 2025 Taxes MUST be postmarked or placed in the drop box by December 31<sup>st</sup>. If you have questions, please email the Tax Collector at [ralphotaxcollector@outlook.com](mailto:ralphotaxcollector@outlook.com).**



# Household Gun Storage Safety

For safe gun storage, firearms should be kept unloaded and locked, with ammunition stored separately. Secure gun safes, lock boxes, and cable or trigger locks are recommended tools for keeping guns inaccessible to children and unauthorized users.

Essential rules for safe gun storage

- **Store guns unloaded.** Always remove ammunition from a firearm before placing it into storage. This prevents unintentional discharges from handling or mechanical failures.
- **Store firearms locked.** Use a strong and effective locking method to secure the firearm, such as a safe or lock box.
- **Store ammunition separately.** Always keep ammunition locked and stored in a location separate from your firearm. This adds another layer of security and is a fundamental rule for responsible gun owners.
- **Control access.** The keys, combinations, or biometric information needed to unlock your storage should be known only by responsible adults in the household. These should be stored in a hidden, secure location.
- **Bolted safes.** To prevent theft, large safes should be bolted to the floor or a wall. This makes it difficult for a burglar to tip the safe over or remove it entirely.
- **Consider all risks.** Safe storage protects not only against accidental shootings involving children, but also against suicide and gun theft.

## Grant Projects Taking Place Soon



There will be a handicap access ramp installed at the back Municipal Gym Entrance this fall. The money for this project is through Community Development Block Grant. Please watch for construction and possibly different access into the gym while the project is completed.

---

Some playground updates will also be taking place in the spring. We ask that you be aware of the construction going on. This project is partially funded through a Department of Conservation and Natural Resources Grant awarded to the Township.



Sunday, November 2, 2025



# RALPHO TOWNSHIP

206 S. Market St., Suite 1 - Elysburg, PA 17824

**Phone:** 570-672-9236 - **Fax:** 570-672-1963

[ralphotownship.org](http://ralphotownship.org)

Remember: If you want little  
goblins to stop at your house  
to leave your porch light on



## Halloween Health & Safety Tips

Halloween is a time for spooky thrills and imagination. But the holiday also brings some extra risks for children and teens.

For example, did you know that child pedestrian injuries are more likely on Halloween than on any other night of the year? Help keep Halloween fun and safe for your family with these tips.

Safety on the trick-or-treat trail:

- Always accompany young children.
- Talk with kids about the risk of distracted walking.
- Cross the street as a group in established crosswalks.
- Don't assume cars will stop.
- Stay on well-lit streets and always use the sidewalk.

### Board of Supervisors

#### Chairman

Vincent Daubert

#### Vice Chairman

Stephen Major

#### Supervisors

Blaine Madara Jr.

Daniel Williams

Blaine Madara Sr.

#### Secretary/Treasurer

Debra Olson

[dolson@ralphotownship.org](mailto:dolson@ralphotownship.org)

#### Manager

Joseph Springer

[jspringer@ralphotownship.org](mailto:jspringer@ralphotownship.org)

#### Office Hours:

Mon, Tues, Thurs

8 a.m. to 4 p.m.

Wed & Fri by phone

#### Roadmaster:

Damion Beagle

570-672-2040

[roadmaster@ralphotownship.org](mailto:roadmaster@ralphotownship.org)

#### Code/Zoning Officer:

Mark Lyash

570-672-3844/570-898-0187

[codeoffice@ralphotownship.org](mailto:codeoffice@ralphotownship.org)

#### Meeting Schedules

All meetings are open to the public and held at the Township Building

#### Board of Supervisors

2<sup>nd</sup> Tuesday at 6:30 p.m.

#### Planning Commission

1<sup>st</sup> Tuesday at 6:30

# **SCHOOL BUS STOP SAFETY**



**Schools are back in session and that means students are back at their bus stops on State and Township roadways.**

## **Please follow the appropriate safety guidelines:**

- ✓ Motorists must stop at least 10 feet away from school buses that have their red lights flashing and stop arm extended.
- ✓ Motorists must stop when they are behind a bus, meeting the bus or approaching an intersection where a bus is stopped.
- ✓ Motorists following or traveling alongside a school bus must also stop until the red-lights have stopped flashing, the stop arm is withdrawn, and all children have reached safety.
- ✓ If physical barriers such as grassy medians, guide rails or concrete median barriers separate oncoming traffic from the bus, motorists in the opposing lanes may proceed without stopping.
- ✓ DO NOT PROCEED until all children have reached a place of safety.

## **Penalties and Fines Related to School Buses:**

- ✓ \$250 Fine
- ✓ Five points on your driving record
- ✓ 60-day license suspension



# **LEAF COLLECTION**

**Beginning Monday, October 20th &  
Ending on Tuesday, November 25<sup>th</sup>**

*There will be **NO SET STREET DAYS** Please  
Have your leaves ready for pickup at all  
times during the dates above*


**\*\*No leaf collection in any outlying areas  
within the Township\*\***

Residents are asked to rake leaves to the edge  
of the paved roadway, not in ditches and in windrows  
no larger than 3 feet wide or 3 feet high. Absolutely  
**NO PILES PLEASE!** Leaves with sticks, rocks,  
grass clippings or other debris; in huge piles; in  
ditches; or with vehicles parked by the piles **WILL**  
**NOT BE COLLECTED!**

Any leaves collected after November 25th  
**MUST BE BAGGED** for pickup. **LEAVES NOT**  
**BAGGED AFTER THIS DATE WILL NOT BE**  
**PICKED UP.** Please call the Twp. Roadmaster  
at 570-672-2040 to have your bagged leaves  
picked up or with any questions.

# Ralpho Township Snow Policy

During the winter season it is the Road Crew's policy to begin salting, cindering and plowing as soon as it is necessary. There are 51 miles of roads within the Township. All major thoroughfares will be done first. Starting points for remaining roads will be alternated. After the initial pass, the plow will return to widen the path.



How you can help:

1. Do not drive unless absolutely necessary
2. Remove your vehicles from the roadways, park in your driveway or yard if necessary to allow the crews to plow without any obstructions. If your vehicle is not removed from the street, it will be plowed in.
3. Prevent street flooding by clearing catch basins near your home to allow rain and melting snow to enter the drainage system.
4. All snow plows are angled the same way (to the driver's right) and will automatically push the snow that direction. It is impossible for the equipment operators to avoid pushing snow into cleared driveways and sidewalks. If you must clear your driveway prior to completion of snow plowing, please keep in mind that the snow that is in front of the plow will unload wherever there is a cleared area. This is why snow is left in a cleared driveway as the street is plowed. Clearing an area on the side of the driveway from which the plow approaches will provide an area for the snow to unload before it reaches your driveway. This area needs to be at least five feet long and two to three feet wide.
5. It is **UNLAWFUL** to shovel, plow or snow blow any snow next to a fire hydrant or on any sidewalk or on any portion of the street or roadway.
6. Mailbox damage - the township is not responsible for any mailboxes that are located within the right of way, that are hit by snow, ice or snow plows.
7. Please be patient with the equipment operators. Snow removal is a stressful and time-consuming task. It is our mission to make the streets passable and as safe for motorists as we can in the shortest period of time. Every storm is different and poses different challenges.

Those residents who feel they have a legitimate complaint should call the office of the Roadmaster at 570-672-2040.

---

Parking is prohibited during winter maintenance and until said maintenance is completed on the street, whether or not a snow emergency is declared: Birchwyn Drive, Hillcrest Drive, Bradford Lane and Cameron Drive.



## **PennDOT Roads within Ralpho Township**

The following roadways are owned by PennDOT. Call PennDOT Maintenance office at 570-286-7178 to report problems related to road conditions on these Roadways anytime throughout the year.

- **Highway 54**
- **Highway 487**
- **Highway 61**
- **Mountain Road**
- **Airport Road**
- **Reading Turnpike**
- **Bottle Drive**
- **Penn Avenue**



## **Where Do My Real Estate Taxes Go?**

An average household real estate tax in Ralpho Township is approximately \$2,965. Below is a breakdown of what portion of that goes to which taxing authority.

- Total: \$2,965.00**
- County Tax: \$885.00 (29.8%)**
- Township Tax: \$210.00 (7.1%)**
- School Tax: \$1,870.00 (63.0%)**

## **Municipal Authority of Ralpho Township**

**DID YOU KNOW** it's illegal to have a sump pump, floor drain or downspout connected to the sewer system? Not only is it illegal to have these devices connected to the sewer system, it puts a tremendous strain on the operation of the sewer plant as well as increasing treatment costs to treat rain water.

Presently, the Sewer Authority is under a sewer connection moratorium by the Pennsylvania Department of Environmental Protection. We need to get our flows down. Please do your part and disconnect any sump pumps, floor drains or downspouts connected to the sewer system. The Authority will be continuing its Door-to-Door Inspection Program throughout the Township. The inspection will be a short 10-to-15-minute visit by a licensed home inspector to determine if there are any sump pumps, downspouts or floor drains that are illegally discharging water into the sewer system. If you receive a notice about scheduling an inspection, please contact the Municipal Authority Office at **570-672-9792** as soon as possible!

Please cooperate with any maintenance personnel you may see as we clean the right of ways, manholes, etc.

**Remember all 2025 Taxes MUST be postmarked or placed in the drop box by December 31<sup>st</sup>. If you have questions, please email the Tax Collector at [ralphotaxcollector@outlook.com](mailto:ralphotaxcollector@outlook.com).**

# Household Gun Storage Safety

For safe gun storage, firearms should be kept unloaded and locked, with ammunition stored separately. Secure gun safes, lock boxes, and cable or trigger locks are recommended tools for keeping guns inaccessible to children and unauthorized users.

Essential rules for safe gun storage

- **Store guns unloaded.** Always remove ammunition from a firearm before placing it into storage. This prevents unintentional discharges from handling or mechanical failures.
- **Store firearms locked.** Use a strong and effective locking method to secure the firearm, such as a safe or lock box.
- **Store ammunition separately.** Always keep ammunition locked and stored in a location separate from your firearm. This adds another layer of security and is a fundamental rule for responsible gun owners.
- **Control access.** The keys, combinations, or biometric information needed to unlock your storage should be known only by responsible adults in the household. These should be stored in a hidden, secure location.
- **Bolted safes.** To prevent theft, large safes should be bolted to the floor or a wall. This makes it difficult for a burglar to tip the safe over or remove it entirely.
- **Consider all risks.** Safe storage protects not only against accidental shootings involving children, but also against suicide and gun theft.

## Grant Projects Taking Place Soon



There will be a handicap access ramp installed at the back Municipal Gym Entrance this fall. The money for this project is through Community Development Block Grant. Please watch for construction and possibly different access into the gym while the project is completed.

---

Some playground updates will also be taking place in the spring. We ask that you be aware of the construction going on. This project is partially funded through a Department of Conservation and Natural Resources Grant awarded to the Township.



Sunday, November 2, 2025



# RALPHO TOWNSHIP

206 S. Market St., Suite 1 - Elysburg, PA 17824

**Phone:** 570-672-9236 - **Fax:** 570-672-1963

[ralphotownship.org](http://ralphotownship.org)

Remember: If you want little  
goblins to stop at your house  
to leave your porch light on



## Halloween Health & Safety Tips

Halloween is a time for spooky thrills and imagination. But the holiday also brings some extra risks for children and teens.

For example, did you know that child pedestrian injuries are more likely on Halloween than on any other night of the year? Help keep Halloween fun and safe for your family with these tips.

Safety on the trick-or-treat trail:

- Always accompany young children.
- Talk with kids about the risk of distracted walking.
- Cross the street as a group in established crosswalks.
- Don't assume cars will stop.
- Stay on well-lit streets and always use the sidewalk.

### Board of Supervisors

#### Chairman

Vincent Daubert

#### Vice Chairman

Stephen Major

#### Supervisors

Blaine Madara Jr.

Daniel Williams

Blaine Madara Sr.

#### Secretary/Treasurer

Debra Olson

[dolson@ralphotownship.org](mailto:dolson@ralphotownship.org)

#### Manager

Joseph Springer

[jspringer@ralphotownship.org](mailto:jspringer@ralphotownship.org)

#### Office Hours:

Mon, Tues, Thurs

8 a.m. to 4 p.m.

Wed & Fri by phone

#### Roadmaster:

Damion Beagle

570-672-2040

[roadmaster@ralphotownship.org](mailto:roadmaster@ralphotownship.org)

#### Code/Zoning Officer:

Mark Lyash

570-672-3844/570-898-0187

[codeoffice@ralphotownship.org](mailto:codeoffice@ralphotownship.org)

#### Meeting Schedules

All meetings are open to the public and held at the Township Building

#### Board of Supervisors

2<sup>nd</sup> Tuesday at 6:30 p.m.

#### Planning Commission

1<sup>st</sup> Tuesday at 6:30

# **SCHOOL BUS STOP SAFETY**



**Schools are back in session and that means students are back at their bus stops on State and Township roadways.**

## **Please follow the appropriate safety guidelines:**

- ✓ Motorists must stop at least 10 feet away from school buses that have their red lights flashing and stop arm extended.
- ✓ Motorists must stop when they are behind a bus, meeting the bus or approaching an intersection where a bus is stopped.
- ✓ Motorists following or traveling alongside a school bus must also stop until the red-lights have stopped flashing, the stop arm is withdrawn, and all children have reached safety.
- ✓ If physical barriers such as grassy medians, guide rails or concrete median barriers separate oncoming traffic from the bus, motorists in the opposing lanes may proceed without stopping.
- ✓ DO NOT PROCEED until all children have reached a place of safety.

## **Penalties and Fines Related to School Buses:**

- ✓ \$250 Fine
- ✓ Five points on your driving record
- ✓ 60-day license suspension



# **LEAF COLLECTION**

**Beginning Monday, October 20th &  
Ending on Tuesday, November 25<sup>th</sup>**

*There will be **NO SET STREET DAYS** Please  
Have your leaves ready for pickup at all  
times during the dates above*

**\*\*No leaf collection in any outlying areas  
within the Township\*\***


Residents are asked to rake leaves to the edge  
of the paved roadway, not in ditches and in windrows  
no larger than 3 feet wide or 3 feet high. Absolutely  
**NO PILES PLEASE!** Leaves with sticks, rocks,  
grass clippings or other debris; in huge piles; in  
ditches; or with vehicles parked by the piles **WILL**  
**NOT BE COLLECTED!**

Any leaves collected after November 25th  
**MUST BE BAGGED** for pickup. **LEAVES NOT**  
**BAGGED AFTER THIS DATE WILL NOT BE**  
**PICKED UP.** Please call the Twp. Roadmaster  
at 570-672-2040 to have your bagged leaves  
picked up or with any questions.



# Ralpho Township Snow Policy

During the winter season it is the Road Crew's policy to begin salting, cindering and plowing as soon as it is necessary. There are 51 miles of roads within the Township. All major thoroughfares will be done first. Starting points for remaining roads will be alternated. After the initial pass, the plow will return to widen the path.



How you can help:

1. Do not drive unless absolutely necessary
2. Remove your vehicles from the roadways, park in your driveway or yard if necessary to allow the crews to plow without any obstructions. If your vehicle is not removed from the street, it will be plowed in.
3. Prevent street flooding by clearing catch basins near your home to allow rain and melting snow to enter the drainage system.
4. All snow plows are angled the same way (to the driver's right) and will automatically push the snow that direction. It is impossible for the equipment operators to avoid pushing snow into cleared driveways and sidewalks. If you must clear your driveway prior to completion of snow plowing, please keep in mind that the snow that is in front of the plow will unload wherever there is a cleared area. This is why snow is left in a cleared driveway as the street is plowed. Clearing an area on the side of the driveway from which the plow approaches will provide an area for the snow to unload before it reaches your driveway. This area needs to be at least five feet long and two to three feet wide.
5. It is **UNLAWFUL** to shovel, plow or snow blow any snow next to a fire hydrant or on any sidewalk or on any portion of the street or roadway.
6. Mailbox damage - the township is not responsible for any mailboxes that are located within the right of way, that are hit by snow, ice or snow plows.
7. Please be patient with the equipment operators. Snow removal is a stressful and time-consuming task. It is our mission to make the streets passable and as safe for motorists as we can in the shortest period of time. Every storm is different and poses different challenges.

Those residents who feel they have a legitimate complaint should call the office of the Roadmaster at 570-672-2040.

---

Parking is prohibited during winter maintenance and until said maintenance is completed on the street, whether or not a snow emergency is declared: Birchwyn Drive, Hillcrest Drive, Bradford Lane and Cameron Drive.

## **PennDOT Roads within Ralpho Township**

The following roadways are owned by PennDOT. Call PennDOT Maintenance office at 570-286-7178 to report problems related to road conditions on these Roadways anytime throughout the year.

- **Highway 54**
- **Highway 487**
- **Highway 61**
- **Mountain Road**
- **Airport Road**
- **Reading Turnpike**
- **Bottle Drive**
- **Penn Avenue**



## **Where Do My Real Estate Taxes Go?**

An average household real estate tax in Ralpho Township is approximately \$2,965. Below is a breakdown of what portion of that goes to which taxing authority.

- Total: \$2,965.00**
- County Tax: \$885.00 (29.8%)**
- Township Tax: \$210.00 (7.1%)**
- School Tax: \$1,870.00 (63.0%)**

## **Municipal Authority of Ralpho Township**

**DID YOU KNOW** it's illegal to have a sump pump, floor drain or downspout connected to the sewer system? Not only is it illegal to have these devices connected to the sewer system, it puts a tremendous strain on the operation of the sewer plant as well as increasing treatment costs to treat rain water.

Presently, the Sewer Authority is under a sewer connection moratorium by the Pennsylvania Department of Environmental Protection. We need to get our flows down. Please do your part and disconnect any sump pumps, floor drains or downspouts connected to the sewer system. The Authority will be continuing its Door-to-Door Inspection Program throughout the Township. The inspection will be a short 10-to-15-minute visit by a licensed home inspector to determine if there are any sump pumps, downspouts or floor drains that are illegally discharging water into the sewer system. If you receive a notice about scheduling an inspection, please contact the Municipal Authority Office at **570-672-9792** as soon as possible!

Please cooperate with any maintenance personnel you may see as we clean the right of ways, manholes, etc.

**Remember all 2025 Taxes MUST be postmarked or placed in the drop box by December 31<sup>st</sup>. If you have questions, please email the Tax Collector at [ralphotaxcollector@outlook.com](mailto:ralphotaxcollector@outlook.com).**

# Household Gun Storage Safety

For safe gun storage, firearms should be kept unloaded and locked, with ammunition stored separately. Secure gun safes, lock boxes, and cable or trigger locks are recommended tools for keeping guns inaccessible to children and unauthorized users.

Essential rules for safe gun storage

- **Store guns unloaded.** Always remove ammunition from a firearm before placing it into storage. This prevents unintentional discharges from handling or mechanical failures.
- **Store firearms locked.** Use a strong and effective locking method to secure the firearm, such as a safe or lock box.
- **Store ammunition separately.** Always keep ammunition locked and stored in a location separate from your firearm. This adds another layer of security and is a fundamental rule for responsible gun owners.
- **Control access.** The keys, combinations, or biometric information needed to unlock your storage should be known only by responsible adults in the household. These should be stored in a hidden, secure location.
- **Bolted safes.** To prevent theft, large safes should be bolted to the floor or a wall. This makes it difficult for a burglar to tip the safe over or remove it entirely.
- **Consider all risks.** Safe storage protects not only against accidental shootings involving children, but also against suicide and gun theft.

## Grant Projects Taking Place Soon



There will be a handicap access ramp installed at the back Municipal Gym Entrance this fall. The money for this project is through Community Development Block Grant. Please watch for construction and possibly different access into the gym while the project is completed.

---

Some playground updates will also be taking place in the spring. We ask that you be aware of the construction going on. This project is partially funded through a Department of Conservation and Natural Resources Grant awarded to the Township.



Sunday, November 2, 2025



# RALPHO TOWNSHIP

206 S. Market St., Suite 1 - Elysburg, PA 17824

**Phone:** 570-672-9236 - **Fax:** 570-672-1963

ralphotownship.org

Remember: If you want little  
goblins to stop at your house  
to leave your porch light on



## Halloween Health & Safety Tips

Halloween is a time for spooky thrills and imagination. But the holiday also brings some extra risks for children and teens.

For example, did you know that child pedestrian injuries are more likely on Halloween than on any other night of the year? Help keep Halloween fun and safe for your family with these tips.

Safety on the trick-or-treat trail:

- Always accompany young children.
- Talk with kids about the risk of distracted walking.
- Cross the street as a group in established crosswalks.
- Don't assume cars will stop.
- Stay on well-lit streets and always use the sidewalk.

### Board of Supervisors

#### Chairman

Vincent Daubert

#### Vice Chairman

Stephen Major

#### Supervisors

Blaine Madara Jr.

Daniel Williams

Blaine Madara Sr.

#### Secretary/Treasurer

Debra Olson

dolson@ralphotownship.org

#### Manager

Joseph Springer

jspringer@ralphotownship.org

#### Office Hours:

Mon, Tues, Thurs

8 a.m. to 4 p.m.

Wed & Fri by phone

#### Roadmaster:

Damion Beagle

570-672-2040

roadmaster@ralphotownship.org

#### Code/Zoning Officer:

Mark Lyash

570-672-3844/570-898-0187

codeoffice@ralphotownship.org

#### Meeting Schedules

All meetings are open to the public and held at the Township Building

#### Board of Supervisors

2<sup>nd</sup> Tuesday at 6:30 p.m.

#### Planning Commission

1<sup>st</sup> Tuesday at 6:30

# **SCHOOL BUS STOP SAFETY**



**Schools are back in session and that means students are back at their bus stops on State and Township roadways.**

## **Please follow the appropriate safety guidelines:**

- ✓ Motorists must stop at least 10 feet away from school buses that have their red lights flashing and stop arm extended.
- ✓ Motorists must stop when they are behind a bus, meeting the bus or approaching an intersection where a bus is stopped.
- ✓ Motorists following or traveling alongside a school bus must also stop until the red-lights have stopped flashing, the stop arm is withdrawn, and all children have reached safety.
- ✓ If physical barriers such as grassy medians, guide rails or concrete median barriers separate oncoming traffic from the bus, motorists in the opposing lanes may proceed without stopping.
- ✓ DO NOT PROCEED until all children have reached a place of safety.

## **Penalties and Fines Related to School Buses:**

- ✓ \$250 Fine
- ✓ Five points on your driving record
- ✓ 60-day license suspension





# **LEAF COLLECTION**

**Beginning Monday, October 20th &  
Ending on Tuesday, November 25<sup>th</sup>**

*There will be **NO SET STREET DAYS** Please  
Have your leaves ready for pickup at all  
times during the dates above*


**\*\*No leaf collection in any outlying areas  
within the Township\*\***

Residents are asked to rake leaves to the edge  
of the paved roadway, not in ditches and in windrows  
no larger than 3 feet wide or 3 feet high. Absolutely  
**NO PILES PLEASE!** Leaves with sticks, rocks,  
grass clippings or other debris; in huge piles; in  
ditches; or with vehicles parked by the piles **WILL**  
**NOT BE COLLECTED!**

Any leaves collected after November 25th  
**MUST BE BAGGED** for pickup. **LEAVES NOT**  
**BAGGED AFTER THIS DATE WILL NOT BE**  
**PICKED UP.** Please call the Twp. Roadmaster  
at 570-672-2040 to have your bagged leaves  
picked up or with any questions.

# Ralpho Township Snow Policy

During the winter season it is the Road Crew's policy to begin salting, cindering and plowing as soon as it is necessary. There are 51 miles of roads within the Township. All major thoroughfares will be done first. Starting points for remaining roads will be alternated. After the initial pass, the plow will return to widen the path.



How you can help:

1. Do not drive unless absolutely necessary
2. Remove your vehicles from the roadways, park in your driveway or yard if necessary to allow the crews to plow without any obstructions. If your vehicle is not removed from the street, it will be plowed in.
3. Prevent street flooding by clearing catch basins near your home to allow rain and melting snow to enter the drainage system.
4. All snow plows are angled the same way (to the driver's right) and will automatically push the snow that direction. It is impossible for the equipment operators to avoid pushing snow into cleared driveways and sidewalks. If you must clear your driveway prior to completion of snow plowing, please keep in mind that the snow that is in front of the plow will unload wherever there is a cleared area. This is why snow is left in a cleared driveway as the street is plowed. Clearing an area on the side of the driveway from which the plow approaches will provide an area for the snow to unload before it reaches your driveway. This area needs to be at least five feet long and two to three feet wide.
5. It is **UNLAWFUL** to shovel, plow or snow blow any snow next to a fire hydrant or on any sidewalk or on any portion of the street or roadway.
6. Mailbox damage - the township is not responsible for any mailboxes that are located within the right of way, that are hit by snow, ice or snow plows.
7. Please be patient with the equipment operators. Snow removal is a stressful and time-consuming task. It is our mission to make the streets passable and as safe for motorists as we can in the shortest period of time. Every storm is different and poses different challenges.

Those residents who feel they have a legitimate complaint should call the office of the Roadmaster at 570-672-2040.

---

Parking is prohibited during winter maintenance and until said maintenance is completed on the street, whether or not a snow emergency is declared: Birchwyn Drive, Hillcrest Drive, Bradford Lane and Cameron Drive.

## **PennDOT Roads within Ralpho Township**

The following roadways are owned by PennDOT. Call PennDOT Maintenance office at 570-286-7178 to report problems related to road conditions on these Roadways anytime throughout the year.

- **Highway 54**
- **Highway 487**
- **Highway 61**
- **Mountain Road**
- **Airport Road**
- **Reading Turnpike**
- **Bottle Drive**
- **Penn Avenue**



## **Where Do My Real Estate Taxes Go?**

An average household real estate tax in Ralpho Township is approximately \$2,965. Below is a breakdown of what portion of that goes to which taxing authority.

- Total: \$2,965.00**
- County Tax: \$885.00 (29.8%)**
- Township Tax: \$210.00 (7.1%)**
- School Tax: \$1,870.00 (63.0%)**

## **Municipal Authority of Ralpho Township**

**DID YOU KNOW** it's illegal to have a sump pump, floor drain or downspout connected to the sewer system? Not only is it illegal to have these devices connected to the sewer system, it puts a tremendous strain on the operation of the sewer plant as well as increasing treatment costs to treat rain water.

Presently, the Sewer Authority is under a sewer connection moratorium by the Pennsylvania Department of Environmental Protection. We need to get our flows down. Please do your part and disconnect any sump pumps, floor drains or downspouts connected to the sewer system. The Authority will be continuing its Door-to-Door Inspection Program throughout the Township. The inspection will be a short 10-to-15-minute visit by a licensed home inspector to determine if there are any sump pumps, downspouts or floor drains that are illegally discharging water into the sewer system. If you receive a notice about scheduling an inspection, please contact the Municipal Authority Office at **570-672-9792** as soon as possible!

Please cooperate with any maintenance personnel you may see as we clean the right of ways, manholes, etc.

**Remember all 2025 Taxes MUST be postmarked or placed in the drop box by December 31<sup>st</sup>. If you have questions, please email the Tax Collector at [ralphotaxcollector@outlook.com](mailto:ralphotaxcollector@outlook.com).**

# Household Gun Storage Safety

For safe gun storage, firearms should be kept unloaded and locked, with ammunition stored separately. Secure gun safes, lock boxes, and cable or trigger locks are recommended tools for keeping guns inaccessible to children and unauthorized users.

Essential rules for safe gun storage

- **Store guns unloaded.** Always remove ammunition from a firearm before placing it into storage. This prevents unintentional discharges from handling or mechanical failures.
- **Store firearms locked.** Use a strong and effective locking method to secure the firearm, such as a safe or lock box.
- **Store ammunition separately.** Always keep ammunition locked and stored in a location separate from your firearm. This adds another layer of security and is a fundamental rule for responsible gun owners.
- **Control access.** The keys, combinations, or biometric information needed to unlock your storage should be known only by responsible adults in the household. These should be stored in a hidden, secure location.
- **Bolted safes.** To prevent theft, large safes should be bolted to the floor or a wall. This makes it difficult for a burglar to tip the safe over or remove it entirely.
- **Consider all risks.** Safe storage protects not only against accidental shootings involving children, but also against suicide and gun theft.

## Grant Projects Taking Place Soon



There will be a handicap access ramp installed at the back Municipal Gym Entrance this fall. The money for this project is through Community Development Block Grant. Please watch for construction and possibly different access into the gym while the project is completed.

---

Some playground updates will also be taking place in the spring. We ask that you be aware of the construction going on. This project is partially funded through a Department of Conservation and Natural Resources Grant awarded to the Township.





# RALPHO TOWNSHIP

206 S. Market St., Suite 1 - Elysburg, PA 17824

**Phone:** 570-672-9236 - **Fax:** 570-672-1963

[ralphotownship.org](http://ralphotownship.org)

Remember: If you want little  
goblins to stop at your house  
to leave your porch light on



## Halloween Health & Safety Tips

Halloween is a time for spooky thrills and imagination. But the holiday also brings some extra risks for children and teens.

For example, did you know that child pedestrian injuries are more likely on Halloween than on any other night of the year? Help keep Halloween fun and safe for your family with these tips.

Safety on the trick-or-treat trail:

- Always accompany young children.
- Talk with kids about the risk of distracted walking.
- Cross the street as a group in established crosswalks.
- Don't assume cars will stop.
- Stay on well-lit streets and always use the sidewalk.

### Board of Supervisors

#### Chairman

Vincent Daubert

#### Vice Chairman

Stephen Major

#### Supervisors

Blaine Madara Jr.

Daniel Williams

Blaine Madara Sr.

#### Secretary/Treasurer

Debra Olson

[dolson@ralphotownship.org](mailto:dolson@ralphotownship.org)

#### Manager

Joseph Springer

[jspringer@ralphotownship.org](mailto:jspringer@ralphotownship.org)

#### Office Hours:

Mon, Tues, Thurs

8 a.m. to 4 p.m.

Wed & Fri by phone

#### Roadmaster:

Damion Beagle

570-672-2040

[roadmaster@ralphotownship.org](mailto:roadmaster@ralphotownship.org)

#### Code/Zoning Officer:

Mark Lyash

570-672-3844/570-898-0187

[codeoffice@ralphotownship.org](mailto:codeoffice@ralphotownship.org)

#### Meeting Schedules

All meetings are open to the public and held at the Township Building

#### Board of Supervisors

2<sup>nd</sup> Tuesday at 6:30 p.m.

#### Planning Commission

1<sup>st</sup> Tuesday at 6:30



# **SCHOOL BUS STOP SAFETY**



**Schools are back in session and that means students are back at their bus stops on State and Township roadways.**

## **Please follow the appropriate safety guidelines:**

- ✓ Motorists must stop at least 10 feet away from school buses that have their red lights flashing and stop arm extended.
- ✓ Motorists must stop when they are behind a bus, meeting the bus or approaching an intersection where a bus is stopped.
- ✓ Motorists following or traveling alongside a school bus must also stop until the red-lights have stopped flashing, the stop arm is withdrawn, and all children have reached safety.
- ✓ If physical barriers such as grassy medians, guide rails or concrete median barriers separate oncoming traffic from the bus, motorists in the opposing lanes may proceed without stopping.
- ✓ DO NOT PROCEED until all children have reached a place of safety.

## **Penalties and Fines Related to School Buses:**

- ✓ \$250 Fine
- ✓ Five points on your driving record
- ✓ 60-day license suspension



# **LEAF COLLECTION**

**Beginning Monday, October 20th &  
Ending on Tuesday, November 25<sup>th</sup>**

*There will be **NO SET STREET DAYS** Please  
Have your leaves ready for pickup at all  
times during the dates above*


**\*\*No leaf collection in any outlying areas  
within the Township\*\***

Residents are asked to rake leaves to the edge  
of the paved roadway, not in ditches and in windrows  
no larger than 3 feet wide or 3 feet high. Absolutely  
**NO PILES PLEASE!** Leaves with sticks, rocks,  
grass clippings or other debris; in huge piles; in  
ditches; or with vehicles parked by the piles **WILL**  
**NOT BE COLLECTED!**

Any leaves collected after November 25th  
**MUST BE BAGGED** for pickup. **LEAVES NOT**  
**BAGGED AFTER THIS DATE WILL NOT BE**  
**PICKED UP.** Please call the Twp. Roadmaster  
at 570-672-2040 to have your bagged leaves  
picked up or with any questions.

# Ralpho Township Snow Policy

During the winter season it is the Road Crew's policy to begin salting, cindering and plowing as soon as it is necessary. There are 51 miles of roads within the Township. All major thoroughfares will be done first. Starting points for remaining roads will be alternated. After the initial pass, the plow will return to widen the path.



How you can help:

1. Do not drive unless absolutely necessary
2. Remove your vehicles from the roadways, park in your driveway or yard if necessary to allow the crews to plow without any obstructions. If your vehicle is not removed from the street, it will be plowed in.
3. Prevent street flooding by clearing catch basins near your home to allow rain and melting snow to enter the drainage system.
4. All snow plows are angled the same way (to the driver's right) and will automatically push the snow that direction. It is impossible for the equipment operators to avoid pushing snow into cleared driveways and sidewalks. If you must clear your driveway prior to completion of snow plowing, please keep in mind that the snow that is in front of the plow will unload wherever there is a cleared area. This is why snow is left in a cleared driveway as the street is plowed. Clearing an area on the side of the driveway from which the plow approaches will provide an area for the snow to unload before it reaches your driveway. This area needs to be at least five feet long and two to three feet wide.
5. It is **UNLAWFUL** to shovel, plow or snow blow any snow next to a fire hydrant or on any sidewalk or on any portion of the street or roadway.
6. Mailbox damage - the township is not responsible for any mailboxes that are located within the right of way, that are hit by snow, ice or snow plows.
7. Please be patient with the equipment operators. Snow removal is a stressful and time-consuming task. It is our mission to make the streets passable and as safe for motorists as we can in the shortest period of time. Every storm is different and poses different challenges.

Those residents who feel they have a legitimate complaint should call the office of the Roadmaster at 570-672-2040.

---

Parking is prohibited during winter maintenance and until said maintenance is completed on the street, whether or not a snow emergency is declared: Birchwyn Drive, Hillcrest Drive, Bradford Lane and Cameron Drive.

## **PennDOT Roads within Ralpho Township**

The following roadways are owned by PennDOT. Call PennDOT Maintenance office at 570-286-7178 to report problems related to road conditions on these Roadways anytime throughout the year.

- **Highway 54**
- **Highway 487**
- **Highway 61**
- **Mountain Road**
- **Airport Road**
- **Reading Turnpike**
- **Bottle Drive**
- **Penn Avenue**



## **Where Do My Real Estate Taxes Go?**

An average household real estate tax in Ralpho Township is approximately \$2,965. Below is a breakdown of what portion of that goes to which taxing authority.

- Total: \$2,965.00**
- County Tax: \$885.00 (29.8%)**
- Township Tax: \$210.00 (7.1%)**
- School Tax: \$1,870.00 (63.0%)**

## **Municipal Authority of Ralpho Township**

**DID YOU KNOW** it's illegal to have a sump pump, floor drain or downspout connected to the sewer system? Not only is it illegal to have these devices connected to the sewer system, it puts a tremendous strain on the operation of the sewer plant as well as increasing treatment costs to treat rain water.

Presently, the Sewer Authority is under a sewer connection moratorium by the Pennsylvania Department of Environmental Protection. We need to get our flows down. Please do your part and disconnect any sump pumps, floor drains or downspouts connected to the sewer system. The Authority will be continuing its Door-to-Door Inspection Program throughout the Township. The inspection will be a short 10-to-15-minute visit by a licensed home inspector to determine if there are any sump pumps, downspouts or floor drains that are illegally discharging water into the sewer system. If you receive a notice about scheduling an inspection, please contact the Municipal Authority Office at **570-672-9792** as soon as possible!

Please cooperate with any maintenance personnel you may see as we clean the right of ways, manholes, etc.

**Remember all 2025 Taxes MUST be postmarked or placed in the drop box by December 31<sup>st</sup>. If you have questions, please email the Tax Collector at [ralphotaxcollector@outlook.com](mailto:ralphotaxcollector@outlook.com).**

# Household Gun Storage Safety

For safe gun storage, firearms should be kept unloaded and locked, with ammunition stored separately. Secure gun safes, lock boxes, and cable or trigger locks are recommended tools for keeping guns inaccessible to children and unauthorized users.

Essential rules for safe gun storage

- **Store guns unloaded.** Always remove ammunition from a firearm before placing it into storage. This prevents unintentional discharges from handling or mechanical failures.
- **Store firearms locked.** Use a strong and effective locking method to secure the firearm, such as a safe or lock box.
- **Store ammunition separately.** Always keep ammunition locked and stored in a location separate from your firearm. This adds another layer of security and is a fundamental rule for responsible gun owners.
- **Control access.** The keys, combinations, or biometric information needed to unlock your storage should be known only by responsible adults in the household. These should be stored in a hidden, secure location.
- **Bolted safes.** To prevent theft, large safes should be bolted to the floor or a wall. This makes it difficult for a burglar to tip the safe over or remove it entirely.
- **Consider all risks.** Safe storage protects not only against accidental shootings involving children, but also against suicide and gun theft.

## Grant Projects Taking Place Soon



There will be a handicap access ramp installed at the back Municipal Gym Entrance this fall. The money for this project is through Community Development Block Grant. Please watch for construction and possibly different access into the gym while the project is completed.

---

Some playground updates will also be taking place in the spring. We ask that you be aware of the construction going on. This project is partially funded through a Department of Conservation and Natural Resources Grant awarded to the Township.



Sunday, November 2, 2025





# RALPHO TOWNSHIP

206 S. Market St., Suite 1 - Elysburg, PA 17824

**Phone:** 570-672-9236 - **Fax:** 570-672-1963

[ralphotownship.org](http://ralphotownship.org)

Remember: If you want little  
goblins to stop at your house  
to leave your porch light on



## Halloween Health & Safety Tips

Halloween is a time for spooky thrills and imagination. But the holiday also brings some extra risks for children and teens.

For example, did you know that child pedestrian injuries are more likely on Halloween than on any other night of the year? Help keep Halloween fun and safe for your family with these tips.

Safety on the trick-or-treat trail:

- Always accompany young children.
- Talk with kids about the risk of distracted walking.
- Cross the street as a group in established crosswalks.
- Don't assume cars will stop.
- Stay on well-lit streets and always use the sidewalk.

### Board of Supervisors

#### Chairman

Vincent Daubert

#### Vice Chairman

Stephen Major

#### Supervisors

Blaine Madara Jr.

Daniel Williams

Blaine Madara Sr.

#### Secretary/Treasurer

Debra Olson

[dolson@ralphotownship.org](mailto:dolson@ralphotownship.org)

#### Manager

Joseph Springer

[jspringer@ralphotownship.org](mailto:jspringer@ralphotownship.org)

#### Office Hours:

Mon, Tues, Thurs

8 a.m. to 4 p.m.

Wed & Fri by phone

#### Roadmaster:

Damion Beagle

570-672-2040

[roadmaster@ralphotownship.org](mailto:roadmaster@ralphotownship.org)

#### Code/Zoning Officer:

Mark Lyash

570-672-3844/570-898-0187

[codeoffice@ralphotownship.org](mailto:codeoffice@ralphotownship.org)

#### Meeting Schedules

All meetings are open to the public and held at the Township Building

#### Board of Supervisors

2<sup>nd</sup> Tuesday at 6:30 p.m.

#### Planning Commission

1<sup>st</sup> Tuesday at 6:30

# **SCHOOL BUS STOP SAFETY**



**Schools are back in session and that means students are back at their bus stops on State and Township roadways.**

## **Please follow the appropriate safety guidelines:**

- ✓ Motorists must stop at least 10 feet away from school buses that have their red lights flashing and stop arm extended.
- ✓ Motorists must stop when they are behind a bus, meeting the bus or approaching an intersection where a bus is stopped.
- ✓ Motorists following or traveling alongside a school bus must also stop until the red-lights have stopped flashing, the stop arm is withdrawn, and all children have reached safety.
- ✓ If physical barriers such as grassy medians, guide rails or concrete median barriers separate oncoming traffic from the bus, motorists in the opposing lanes may proceed without stopping.
- ✓ DO NOT PROCEED until all children have reached a place of safety.

## **Penalties and Fines Related to School Buses:**

- ✓ \$250 Fine
- ✓ Five points on your driving record
- ✓ 60-day license suspension



# **LEAF COLLECTION**

**Beginning Monday, October 20th &  
Ending on Tuesday, November 25<sup>th</sup>**

*There will be **NO SET STREET DAYS** Please  
Have your leaves ready for pickup at all  
times during the dates above*


**\*\*No leaf collection in any outlying areas  
within the Township\*\***

Residents are asked to rake leaves to the edge  
of the paved roadway, not in ditches and in windrows  
no larger than 3 feet wide or 3 feet high. Absolutely  
**NO PILES PLEASE!** Leaves with sticks, rocks,  
grass clippings or other debris; in huge piles; in  
ditches; or with vehicles parked by the piles **WILL**  
**NOT BE COLLECTED!**

Any leaves collected after November 25th  
**MUST BE BAGGED** for pickup. **LEAVES NOT**  
**BAGGED AFTER THIS DATE WILL NOT BE**  
**PICKED UP.** Please call the Twp. Roadmaster  
at 570-672-2040 to have your bagged leaves  
picked up or with any questions.

# Ralpho Township Snow Policy

During the winter season it is the Road Crew's policy to begin salting, cindering and plowing as soon as it is necessary. There are 51 miles of roads within the Township. All major thoroughfares will be done first. Starting points for remaining roads will be alternated. After the initial pass, the plow will return to widen the path.



How you can help:

1. Do not drive unless absolutely necessary
2. Remove your vehicles from the roadways, park in your driveway or yard if necessary to allow the crews to plow without any obstructions. If your vehicle is not removed from the street, it will be plowed in.
3. Prevent street flooding by clearing catch basins near your home to allow rain and melting snow to enter the drainage system.
4. All snow plows are angled the same way (to the driver's right) and will automatically push the snow that direction. It is impossible for the equipment operators to avoid pushing snow into cleared driveways and sidewalks. If you must clear your driveway prior to completion of snow plowing, please keep in mind that the snow that is in front of the plow will unload wherever there is a cleared area. This is why snow is left in a cleared driveway as the street is plowed. Clearing an area on the side of the driveway from which the plow approaches will provide an area for the snow to unload before it reaches your driveway. This area needs to be at least five feet long and two to three feet wide.
5. It is **UNLAWFUL** to shovel, plow or snow blow any snow next to a fire hydrant or on any sidewalk or on any portion of the street or roadway.
6. Mailbox damage - the township is not responsible for any mailboxes that are located within the right of way, that are hit by snow, ice or snow plows.
7. Please be patient with the equipment operators. Snow removal is a stressful and time-consuming task. It is our mission to make the streets passable and as safe for motorists as we can in the shortest period of time. Every storm is different and poses different challenges.

Those residents who feel they have a legitimate complaint should call the office of the Roadmaster at 570-672-2040.

---

Parking is prohibited during winter maintenance and until said maintenance is completed on the street, whether or not a snow emergency is declared: Birchwyn Drive, Hillcrest Drive, Bradford Lane and Cameron Drive.

## **PennDOT Roads within Ralpho Township**

The following roadways are owned by PennDOT. Call PennDOT Maintenance office at 570-286-7178 to report problems related to road conditions on these Roadways anytime throughout the year.

- **Highway 54**
- **Highway 487**
- **Highway 61**
- **Mountain Road**
- **Airport Road**
- **Reading Turnpike**
- **Bottle Drive**
- **Penn Avenue**



## **Where Do My Real Estate Taxes Go?**

An average household real estate tax in Ralpho Township is approximately \$2,965. Below is a breakdown of what portion of that goes to which taxing authority.

- Total: \$2,965.00**
- County Tax: \$885.00 (29.8%)**
- Township Tax: \$210.00 (7.1%)**
- School Tax: \$1,870.00 (63.0%)**

## **Municipal Authority of Ralpho Township**

**DID YOU KNOW** it's illegal to have a sump pump, floor drain or downspout connected to the sewer system? Not only is it illegal to have these devices connected to the sewer system, it puts a tremendous strain on the operation of the sewer plant as well as increasing treatment costs to treat rain water.

Presently, the Sewer Authority is under a sewer connection moratorium by the Pennsylvania Department of Environmental Protection. We need to get our flows down. Please do your part and disconnect any sump pumps, floor drains or downspouts connected to the sewer system. The Authority will be continuing its Door-to-Door Inspection Program throughout the Township. The inspection will be a short 10-to-15-minute visit by a licensed home inspector to determine if there are any sump pumps, downspouts or floor drains that are illegally discharging water into the sewer system. If you receive a notice about scheduling an inspection, please contact the Municipal Authority Office at **570-672-9792** as soon as possible!

Please cooperate with any maintenance personnel you may see as we clean the right of ways, manholes, etc.

**Remember all 2025 Taxes MUST be postmarked or placed in the drop box by December 31<sup>st</sup>. If you have questions, please email the Tax Collector at [ralphotaxcollector@outlook.com](mailto:ralphotaxcollector@outlook.com).**



# Household Gun Storage Safety

For safe gun storage, firearms should be kept unloaded and locked, with ammunition stored separately. Secure gun safes, lock boxes, and cable or trigger locks are recommended tools for keeping guns inaccessible to children and unauthorized users.

Essential rules for safe gun storage

- **Store guns unloaded.** Always remove ammunition from a firearm before placing it into storage. This prevents unintentional discharges from handling or mechanical failures.
- **Store firearms locked.** Use a strong and effective locking method to secure the firearm, such as a safe or lock box.
- **Store ammunition separately.** Always keep ammunition locked and stored in a location separate from your firearm. This adds another layer of security and is a fundamental rule for responsible gun owners.
- **Control access.** The keys, combinations, or biometric information needed to unlock your storage should be known only by responsible adults in the household. These should be stored in a hidden, secure location.
- **Bolted safes.** To prevent theft, large safes should be bolted to the floor or a wall. This makes it difficult for a burglar to tip the safe over or remove it entirely.
- **Consider all risks.** Safe storage protects not only against accidental shootings involving children, but also against suicide and gun theft.

## Grant Projects Taking Place Soon



There will be a handicap access ramp installed at the back Municipal Gym Entrance this fall. The money for this project is through Community Development Block Grant. Please watch for construction and possibly different access into the gym while the project is completed.

---

Some playground updates will also be taking place in the spring. We ask that you be aware of the construction going on. This project is partially funded through a Department of Conservation and Natural Resources Grant awarded to the Township.



Sunday, November 2, 2025



# RALPHO TOWNSHIP

206 S. Market St., Suite 1 - Elysburg, PA 17824

**Phone:** 570-672-9236 - **Fax:** 570-672-1963

[ralphotownship.org](http://ralphotownship.org)

Remember: If you want little  
goblins to stop at your house  
to leave your porch light on



## Halloween Health & Safety Tips

Halloween is a time for spooky thrills and imagination. But the holiday also brings some extra risks for children and teens.

For example, did you know that child pedestrian injuries are more likely on Halloween than on any other night of the year? Help keep Halloween fun and safe for your family with these tips.

Safety on the trick-or-treat trail:

- Always accompany young children.
- Talk with kids about the risk of distracted walking.
- Cross the street as a group in established crosswalks.
- Don't assume cars will stop.
- Stay on well-lit streets and always use the sidewalk.

### Board of Supervisors

#### Chairman

Vincent Daubert

#### Vice Chairman

Stephen Major

#### Supervisors

Blaine Madara Jr.

Daniel Williams

Blaine Madara Sr.

#### Secretary/Treasurer

Debra Olson

[dolson@ralphotownship.org](mailto:dolson@ralphotownship.org)

#### Manager

Joseph Springer

[jspringer@ralphotownship.org](mailto:jspringer@ralphotownship.org)

#### Office Hours:

Mon, Tues, Thurs

8 a.m. to 4 p.m.

Wed & Fri by phone

#### Roadmaster:

Damion Beagle

570-672-2040

[roadmaster@ralphotownship.org](mailto:roadmaster@ralphotownship.org)

#### Code/Zoning Officer:

Mark Lyash

570-672-3844/570-898-0187

[codeoffice@ralphotownship.org](mailto:codeoffice@ralphotownship.org)

#### Meeting Schedules

All meetings are open to the public and held at the Township Building

#### Board of Supervisors

2<sup>nd</sup> Tuesday at 6:30 p.m.

#### Planning Commission

1<sup>st</sup> Tuesday at 6:30

# **SCHOOL BUS STOP SAFETY**



**Schools are back in session and that means students are back at their bus stops on State and Township roadways.**

## **Please follow the appropriate safety guidelines:**

- ✓ Motorists must stop at least 10 feet away from school buses that have their red lights flashing and stop arm extended.
- ✓ Motorists must stop when they are behind a bus, meeting the bus or approaching an intersection where a bus is stopped.
- ✓ Motorists following or traveling alongside a school bus must also stop until the red-lights have stopped flashing, the stop arm is withdrawn, and all children have reached safety.
- ✓ If physical barriers such as grassy medians, guide rails or concrete median barriers separate oncoming traffic from the bus, motorists in the opposing lanes may proceed without stopping.
- ✓ DO NOT PROCEED until all children have reached a place of safety.

## **Penalties and Fines Related to School Buses:**

- ✓ \$250 Fine
- ✓ Five points on your driving record
- ✓ 60-day license suspension



# **LEAF COLLECTION**

**Beginning Monday, October 20th &  
Ending on Tuesday, November 25<sup>th</sup>**

*There will be **NO SET STREET DAYS** Please  
Have your leaves ready for pickup at all  
times during the dates above*


**\*\*No leaf collection in any outlying areas  
within the Township\*\***

Residents are asked to rake leaves to the edge  
of the paved roadway, not in ditches and in windrows  
no larger than 3 feet wide or 3 feet high. Absolutely  
**NO PILES PLEASE!** Leaves with sticks, rocks,  
grass clippings or other debris; in huge piles; in  
ditches; or with vehicles parked by the piles **WILL**  
**NOT BE COLLECTED!**

Any leaves collected after November 25th  
**MUST BE BAGGED** for pickup. **LEAVES NOT**  
**BAGGED AFTER THIS DATE WILL NOT BE**  
**PICKED UP.** Please call the Twp. Roadmaster  
at 570-672-2040 to have your bagged leaves  
picked up or with any questions.

# Ralpho Township Snow Policy

During the winter season it is the Road Crew's policy to begin salting, cindering and plowing as soon as it is necessary. There are 51 miles of roads within the Township. All major thoroughfares will be done first. Starting points for remaining roads will be alternated. After the initial pass, the plow will return to widen the path.



How you can help:

1. Do not drive unless absolutely necessary
2. Remove your vehicles from the roadways, park in your driveway or yard if necessary to allow the crews to plow without any obstructions. If your vehicle is not removed from the street, it will be plowed in.
3. Prevent street flooding by clearing catch basins near your home to allow rain and melting snow to enter the drainage system.
4. All snow plows are angled the same way (to the driver's right) and will automatically push the snow that direction. It is impossible for the equipment operators to avoid pushing snow into cleared driveways and sidewalks. If you must clear your driveway prior to completion of snow plowing, please keep in mind that the snow that is in front of the plow will unload wherever there is a cleared area. This is why snow is left in a cleared driveway as the street is plowed. Clearing an area on the side of the driveway from which the plow approaches will provide an area for the snow to unload before it reaches your driveway. This area needs to be at least five feet long and two to three feet wide.
5. It is **UNLAWFUL** to shovel, plow or snow blow any snow next to a fire hydrant or on any sidewalk or on any portion of the street or roadway.
6. Mailbox damage - the township is not responsible for any mailboxes that are located within the right of way, that are hit by snow, ice or snow plows.
7. Please be patient with the equipment operators. Snow removal is a stressful and time-consuming task. It is our mission to make the streets passable and as safe for motorists as we can in the shortest period of time. Every storm is different and poses different challenges.

Those residents who feel they have a legitimate complaint should call the office of the Roadmaster at 570-672-2040.

---

Parking is prohibited during winter maintenance and until said maintenance is completed on the street, whether or not a snow emergency is declared: Birchwyn Drive, Hillcrest Drive, Bradford Lane and Cameron Drive.



## **PennDOT Roads within Ralpho Township**

The following roadways are owned by PennDOT. Call PennDOT Maintenance office at 570-286-7178 to report problems related to road conditions on these Roadways anytime throughout the year.

- **Highway 54**
- **Highway 487**
- **Highway 61**
- **Mountain Road**
- **Airport Road**
- **Reading Turnpike**
- **Bottle Drive**
- **Penn Avenue**



## **Where Do My Real Estate Taxes Go?**

An average household real estate tax in Ralpho Township is approximately \$2,965. Below is a breakdown of what portion of that goes to which taxing authority.

- Total: \$2,965.00**
- County Tax: \$885.00 (29.8%)**
- Township Tax: \$210.00 (7.1%)**
- School Tax: \$1,870.00 (63.0%)**

## **Municipal Authority of Ralpho Township**

**DID YOU KNOW** it's illegal to have a sump pump, floor drain or downspout connected to the sewer system? Not only is it illegal to have these devices connected to the sewer system, it puts a tremendous strain on the operation of the sewer plant as well as increasing treatment costs to treat rain water.

Presently, the Sewer Authority is under a sewer connection moratorium by the Pennsylvania Department of Environmental Protection. We need to get our flows down. Please do your part and disconnect any sump pumps, floor drains or downspouts connected to the sewer system. The Authority will be continuing its Door-to-Door Inspection Program throughout the Township. The inspection will be a short 10-to-15-minute visit by a licensed home inspector to determine if there are any sump pumps, downspouts or floor drains that are illegally discharging water into the sewer system. If you receive a notice about scheduling an inspection, please contact the Municipal Authority Office at **570-672-9792** as soon as possible!

Please cooperate with any maintenance personnel you may see as we clean the right of ways, manholes, etc.

**Remember all 2025 Taxes MUST be postmarked or placed in the drop box by December 31<sup>st</sup>. If you have questions, please email the Tax Collector at [ralphotaxcollector@outlook.com](mailto:ralphotaxcollector@outlook.com).**

# Household Gun Storage Safety

For safe gun storage, firearms should be kept unloaded and locked, with ammunition stored separately. Secure gun safes, lock boxes, and cable or trigger locks are recommended tools for keeping guns inaccessible to children and unauthorized users.

Essential rules for safe gun storage

- **Store guns unloaded.** Always remove ammunition from a firearm before placing it into storage. This prevents unintentional discharges from handling or mechanical failures.
- **Store firearms locked.** Use a strong and effective locking method to secure the firearm, such as a safe or lock box.
- **Store ammunition separately.** Always keep ammunition locked and stored in a location separate from your firearm. This adds another layer of security and is a fundamental rule for responsible gun owners.
- **Control access.** The keys, combinations, or biometric information needed to unlock your storage should be known only by responsible adults in the household. These should be stored in a hidden, secure location.
- **Bolted safes.** To prevent theft, large safes should be bolted to the floor or a wall. This makes it difficult for a burglar to tip the safe over or remove it entirely.
- **Consider all risks.** Safe storage protects not only against accidental shootings involving children, but also against suicide and gun theft.

## Grant Projects Taking Place Soon



There will be a handicap access ramp installed at the back Municipal Gym Entrance this fall. The money for this project is through Community Development Block Grant. Please watch for construction and possibly different access into the gym while the project is completed.

---

Some playground updates will also be taking place in the spring. We ask that you be aware of the construction going on. This project is partially funded through a Department of Conservation and Natural Resources Grant awarded to the Township.



Sunday, November 2, 2025



# RALPHO TOWNSHIP

206 S. Market St., Suite 1 - Elysburg, PA 17824

**Phone:** 570-672-9236 - **Fax:** 570-672-1963

[ralphotownship.org](http://ralphotownship.org)

Remember: If you want little  
goblins to stop at your house  
to leave your porch light on



## Halloween Health & Safety Tips

Halloween is a time for spooky thrills and imagination. But the holiday also brings some extra risks for children and teens.

For example, did you know that child pedestrian injuries are more likely on Halloween than on any other night of the year? Help keep Halloween fun and safe for your family with these tips.

Safety on the trick-or-treat trail:

- Always accompany young children.
- Talk with kids about the risk of distracted walking.
- Cross the street as a group in established crosswalks.
- Don't assume cars will stop.
- Stay on well-lit streets and always use the sidewalk.

### Board of Supervisors

#### Chairman

Vincent Daubert

#### Vice Chairman

Stephen Major

#### Supervisors

Blaine Madara Jr.

Daniel Williams

Blaine Madara Sr.

#### Secretary/Treasurer

Debra Olson

[dolson@ralphotownship.org](mailto:dolson@ralphotownship.org)

#### Manager

Joseph Springer

[jspringer@ralphotownship.org](mailto:jspringer@ralphotownship.org)

#### Office Hours:

Mon, Tues, Thurs

8 a.m. to 4 p.m.

Wed & Fri by phone

#### Roadmaster:

Damion Beagle

570-672-2040

[roadmaster@ralphotownship.org](mailto:roadmaster@ralphotownship.org)

#### Code/Zoning Officer:

Mark Lyash

570-672-3844/570-898-0187

[codeoffice@ralphotownship.org](mailto:codeoffice@ralphotownship.org)

#### Meeting Schedules

All meetings are open to the public and held at the Township Building

#### Board of Supervisors

2<sup>nd</sup> Tuesday at 6:30 p.m.

#### Planning Commission

1<sup>st</sup> Tuesday at 6:30

# **SCHOOL BUS STOP SAFETY**



**Schools are back in session and that means students are back at their bus stops on State and Township roadways.**

## **Please follow the appropriate safety guidelines:**

- ✓ Motorists must stop at least 10 feet away from school buses that have their red lights flashing and stop arm extended.
- ✓ Motorists must stop when they are behind a bus, meeting the bus or approaching an intersection where a bus is stopped.
- ✓ Motorists following or traveling alongside a school bus must also stop until the red-lights have stopped flashing, the stop arm is withdrawn, and all children have reached safety.
- ✓ If physical barriers such as grassy medians, guide rails or concrete median barriers separate oncoming traffic from the bus, motorists in the opposing lanes may proceed without stopping.
- ✓ DO NOT PROCEED until all children have reached a place of safety.

## **Penalties and Fines Related to School Buses:**

- ✓ \$250 Fine
- ✓ Five points on your driving record
- ✓ 60-day license suspension



# **LEAF COLLECTION**

**Beginning Monday, October 20th &  
Ending on Tuesday, November 25<sup>th</sup>**

*There will be **NO SET STREET DAYS** Please  
Have your leaves ready for pickup at all  
times during the dates above*

**\*\*No leaf collection in any outlying areas  
within the Township\*\***


Residents are asked to rake leaves to the edge  
of the paved roadway, not in ditches and in windrows  
no larger than 3 feet wide or 3 feet high. Absolutely  
**NO PILES PLEASE!** Leaves with sticks, rocks,  
grass clippings or other debris; in huge piles; in  
ditches; or with vehicles parked by the piles **WILL**  
**NOT BE COLLECTED!**

Any leaves collected after November 25th  
**MUST BE BAGGED** for pickup. **LEAVES NOT**  
**BAGGED AFTER THIS DATE WILL NOT BE**  
**PICKED UP.** Please call the Twp. Roadmaster  
at 570-672-2040 to have your bagged leaves  
picked up or with any questions.



# Ralpho Township Snow Policy

During the winter season it is the Road Crew's policy to begin salting, cindering and plowing as soon as it is necessary. There are 51 miles of roads within the Township. All major thoroughfares will be done first. Starting points for remaining roads will be alternated. After the initial pass, the plow will return to widen the path.



How you can help:

1. Do not drive unless absolutely necessary
2. Remove your vehicles from the roadways, park in your driveway or yard if necessary to allow the crews to plow without any obstructions. If your vehicle is not removed from the street, it will be plowed in.
3. Prevent street flooding by clearing catch basins near your home to allow rain and melting snow to enter the drainage system.
4. All snow plows are angled the same way (to the driver's right) and will automatically push the snow that direction. It is impossible for the equipment operators to avoid pushing snow into cleared driveways and sidewalks. If you must clear your driveway prior to completion of snow plowing, please keep in mind that the snow that is in front of the plow will unload wherever there is a cleared area. This is why snow is left in a cleared driveway as the street is plowed. Clearing an area on the side of the driveway from which the plow approaches will provide an area for the snow to unload before it reaches your driveway. This area needs to be at least five feet long and two to three feet wide.
5. It is **UNLAWFUL** to shovel, plow or snow blow any snow next to a fire hydrant or on any sidewalk or on any portion of the street or roadway.
6. Mailbox damage - the township is not responsible for any mailboxes that are located within the right of way, that are hit by snow, ice or snow plows.
7. Please be patient with the equipment operators. Snow removal is a stressful and time-consuming task. It is our mission to make the streets passable and as safe for motorists as we can in the shortest period of time. Every storm is different and poses different challenges.

Those residents who feel they have a legitimate complaint should call the office of the Roadmaster at 570-672-2040.

---

Parking is prohibited during winter maintenance and until said maintenance is completed on the street, whether or not a snow emergency is declared: Birchwyn Drive, Hillcrest Drive, Bradford Lane and Cameron Drive.

## **PennDOT Roads within Ralpho Township**

The following roadways are owned by PennDOT. Call PennDOT Maintenance office at 570-286-7178 to report problems related to road conditions on these Roadways anytime throughout the year.

- **Highway 54**
- **Highway 487**
- **Highway 61**
- **Mountain Road**
- **Airport Road**
- **Reading Turnpike**
- **Bottle Drive**
- **Penn Avenue**



## **Where Do My Real Estate Taxes Go?**

An average household real estate tax in Ralpho Township is approximately \$2,965. Below is a breakdown of what portion of that goes to which taxing authority.

- Total: \$2,965.00**
- County Tax: \$885.00 (29.8%)**
- Township Tax: \$210.00 (7.1%)**
- School Tax: \$1,870.00 (63.0%)**

## **Municipal Authority of Ralpho Township**

**DID YOU KNOW** it's illegal to have a sump pump, floor drain or downspout connected to the sewer system? Not only is it illegal to have these devices connected to the sewer system, it puts a tremendous strain on the operation of the sewer plant as well as increasing treatment costs to treat rain water.

Presently, the Sewer Authority is under a sewer connection moratorium by the Pennsylvania Department of Environmental Protection. We need to get our flows down. Please do your part and disconnect any sump pumps, floor drains or downspouts connected to the sewer system. The Authority will be continuing its Door-to-Door Inspection Program throughout the Township. The inspection will be a short 10-to-15-minute visit by a licensed home inspector to determine if there are any sump pumps, downspouts or floor drains that are illegally discharging water into the sewer system. If you receive a notice about scheduling an inspection, please contact the Municipal Authority Office at **570-672-9792** as soon as possible!

Please cooperate with any maintenance personnel you may see as we clean the right of ways, manholes, etc.

**Remember all 2025 Taxes MUST be postmarked or placed in the drop box by December 31<sup>st</sup>. If you have questions, please email the Tax Collector at [ralphotaxcollector@outlook.com](mailto:ralphotaxcollector@outlook.com).**

# Household Gun Storage Safety

For safe gun storage, firearms should be kept unloaded and locked, with ammunition stored separately. Secure gun safes, lock boxes, and cable or trigger locks are recommended tools for keeping guns inaccessible to children and unauthorized users.

Essential rules for safe gun storage

- **Store guns unloaded.** Always remove ammunition from a firearm before placing it into storage. This prevents unintentional discharges from handling or mechanical failures.
- **Store firearms locked.** Use a strong and effective locking method to secure the firearm, such as a safe or lock box.
- **Store ammunition separately.** Always keep ammunition locked and stored in a location separate from your firearm. This adds another layer of security and is a fundamental rule for responsible gun owners.
- **Control access.** The keys, combinations, or biometric information needed to unlock your storage should be known only by responsible adults in the household. These should be stored in a hidden, secure location.
- **Bolted safes.** To prevent theft, large safes should be bolted to the floor or a wall. This makes it difficult for a burglar to tip the safe over or remove it entirely.
- **Consider all risks.** Safe storage protects not only against accidental shootings involving children, but also against suicide and gun theft.

## Grant Projects Taking Place Soon



There will be a handicap access ramp installed at the back Municipal Gym Entrance this fall. The money for this project is through Community Development Block Grant. Please watch for construction and possibly different access into the gym while the project is completed.

---

Some playground updates will also be taking place in the spring. We ask that you be aware of the construction going on. This project is partially funded through a Department of Conservation and Natural Resources Grant awarded to the Township.



Sunday, November 2, 2025



# RALPHO TOWNSHIP

206 S. Market St., Suite 1 - Elysburg, PA 17824

**Phone:** 570-672-9236 - **Fax:** 570-672-1963

[ralphotownship.org](http://ralphotownship.org)

Remember: If you want little  
goblins to stop at your house  
to leave your porch light on



## Halloween Health & Safety Tips

Halloween is a time for spooky thrills and imagination. But the holiday also brings some extra risks for children and teens.

For example, did you know that child pedestrian injuries are more likely on Halloween than on any other night of the year? Help keep Halloween fun and safe for your family with these tips.

Safety on the trick-or-treat trail:

- Always accompany young children.
- Talk with kids about the risk of distracted walking.
- Cross the street as a group in established crosswalks.
- Don't assume cars will stop.
- Stay on well-lit streets and always use the sidewalk.

### Board of Supervisors

#### Chairman

Vincent Daubert

#### Vice Chairman

Stephen Major

#### Supervisors

Blaine Madara Jr.

Daniel Williams

Blaine Madara Sr.

#### Secretary/Treasurer

Debra Olson

[dolson@ralphotownship.org](mailto:dolson@ralphotownship.org)

#### Manager

Joseph Springer

[jspringer@ralphotownship.org](mailto:jspringer@ralphotownship.org)

#### Office Hours:

Mon, Tues, Thurs

8 a.m. to 4 p.m.

Wed & Fri by phone

#### Roadmaster:

Damion Beagle

570-672-2040

[roadmaster@ralphotownship.org](mailto:roadmaster@ralphotownship.org)

#### Code/Zoning Officer:

Mark Lyash

570-672-3844/570-898-0187

[codeoffice@ralphotownship.org](mailto:codeoffice@ralphotownship.org)

#### Meeting Schedules

All meetings are open to the public and held at the Township Building

#### Board of Supervisors

2<sup>nd</sup> Tuesday at 6:30 p.m.

#### Planning Commission

1<sup>st</sup> Tuesday at 6:30

# **SCHOOL BUS STOP SAFETY**



**Schools are back in session and that means students are back at their bus stops on State and Township roadways.**

## **Please follow the appropriate safety guidelines:**

- ✓ Motorists must stop at least 10 feet away from school buses that have their red lights flashing and stop arm extended.
- ✓ Motorists must stop when they are behind a bus, meeting the bus or approaching an intersection where a bus is stopped.
- ✓ Motorists following or traveling alongside a school bus must also stop until the red-lights have stopped flashing, the stop arm is withdrawn, and all children have reached safety.
- ✓ If physical barriers such as grassy medians, guide rails or concrete median barriers separate oncoming traffic from the bus, motorists in the opposing lanes may proceed without stopping.
- ✓ DO NOT PROCEED until all children have reached a place of safety.

## **Penalties and Fines Related to School Buses:**

- ✓ \$250 Fine
- ✓ Five points on your driving record
- ✓ 60-day license suspension





# **LEAF COLLECTION**

**Beginning Monday, October 20th &  
Ending on Tuesday, November 25<sup>th</sup>**

*There will be **NO SET STREET DAYS** Please  
Have your leaves ready for pickup at all  
times during the dates above*


**\*\*No leaf collection in any outlying areas  
within the Township\*\***

Residents are asked to rake leaves to the edge  
of the paved roadway, not in ditches and in windrows  
no larger than 3 feet wide or 3 feet high. Absolutely  
**NO PILES PLEASE!** Leaves with sticks, rocks,  
grass clippings or other debris; in huge piles; in  
ditches; or with vehicles parked by the piles **WILL**  
**NOT BE COLLECTED!**

Any leaves collected after November 25th  
**MUST BE BAGGED** for pickup. **LEAVES NOT**  
**BAGGED AFTER THIS DATE WILL NOT BE**  
**PICKED UP.** Please call the Twp. Roadmaster  
at 570-672-2040 to have your bagged leaves  
picked up or with any questions.

# Ralpho Township Snow Policy

During the winter season it is the Road Crew's policy to begin salting, cindering and plowing as soon as it is necessary. There are 51 miles of roads within the Township. All major thoroughfares will be done first. Starting points for remaining roads will be alternated. After the initial pass, the plow will return to widen the path.



How you can help:

1. Do not drive unless absolutely necessary
2. Remove your vehicles from the roadways, park in your driveway or yard if necessary to allow the crews to plow without any obstructions. If your vehicle is not removed from the street, it will be plowed in.
3. Prevent street flooding by clearing catch basins near your home to allow rain and melting snow to enter the drainage system.
4. All snow plows are angled the same way (to the driver's right) and will automatically push the snow that direction. It is impossible for the equipment operators to avoid pushing snow into cleared driveways and sidewalks. If you must clear your driveway prior to completion of snow plowing, please keep in mind that the snow that is in front of the plow will unload wherever there is a cleared area. This is why snow is left in a cleared driveway as the street is plowed. Clearing an area on the side of the driveway from which the plow approaches will provide an area for the snow to unload before it reaches your driveway. This area needs to be at least five feet long and two to three feet wide.
5. It is **UNLAWFUL** to shovel, plow or snow blow any snow next to a fire hydrant or on any sidewalk or on any portion of the street or roadway.
6. Mailbox damage - the township is not responsible for any mailboxes that are located within the right of way, that are hit by snow, ice or snow plows.
7. Please be patient with the equipment operators. Snow removal is a stressful and time-consuming task. It is our mission to make the streets passable and as safe for motorists as we can in the shortest period of time. Every storm is different and poses different challenges.

Those residents who feel they have a legitimate complaint should call the office of the Roadmaster at 570-672-2040.

---

Parking is prohibited during winter maintenance and until said maintenance is completed on the street, whether or not a snow emergency is declared: Birchwyn Drive, Hillcrest Drive, Bradford Lane and Cameron Drive.

## **PennDOT Roads within Ralpho Township**

The following roadways are owned by PennDOT. Call PennDOT Maintenance office at 570-286-7178 to report problems related to road conditions on these Roadways anytime throughout the year.

- **Highway 54**
- **Highway 487**
- **Highway 61**
- **Mountain Road**
- **Airport Road**
- **Reading Turnpike**
- **Bottle Drive**
- **Penn Avenue**



## **Where Do My Real Estate Taxes Go?**

An average household real estate tax in Ralpho Township is approximately \$2,965. Below is a breakdown of what portion of that goes to which taxing authority.

- Total: \$2,965.00**
- County Tax: \$885.00 (29.8%)**
- Township Tax: \$210.00 (7.1%)**
- School Tax: \$1,870.00 (63.0%)**

## **Municipal Authority of Ralpho Township**

**DID YOU KNOW** it's illegal to have a sump pump, floor drain or downspout connected to the sewer system? Not only is it illegal to have these devices connected to the sewer system, it puts a tremendous strain on the operation of the sewer plant as well as increasing treatment costs to treat rain water.

Presently, the Sewer Authority is under a sewer connection moratorium by the Pennsylvania Department of Environmental Protection. We need to get our flows down. Please do your part and disconnect any sump pumps, floor drains or downspouts connected to the sewer system. The Authority will be continuing its Door-to-Door Inspection Program throughout the Township. The inspection will be a short 10-to-15-minute visit by a licensed home inspector to determine if there are any sump pumps, downspouts or floor drains that are illegally discharging water into the sewer system. If you receive a notice about scheduling an inspection, please contact the Municipal Authority Office at **570-672-9792** as soon as possible!

Please cooperate with any maintenance personnel you may see as we clean the right of ways, manholes, etc.

**Remember all 2025 Taxes MUST be postmarked or placed in the drop box by December 31<sup>st</sup>. If you have questions, please email the Tax Collector at [ralphotaxcollector@outlook.com](mailto:ralphotaxcollector@outlook.com).**

# Household Gun Storage Safety

For safe gun storage, firearms should be kept unloaded and locked, with ammunition stored separately. Secure gun safes, lock boxes, and cable or trigger locks are recommended tools for keeping guns inaccessible to children and unauthorized users.

Essential rules for safe gun storage

- **Store guns unloaded.** Always remove ammunition from a firearm before placing it into storage. This prevents unintentional discharges from handling or mechanical failures.
- **Store firearms locked.** Use a strong and effective locking method to secure the firearm, such as a safe or lock box.
- **Store ammunition separately.** Always keep ammunition locked and stored in a location separate from your firearm. This adds another layer of security and is a fundamental rule for responsible gun owners.
- **Control access.** The keys, combinations, or biometric information needed to unlock your storage should be known only by responsible adults in the household. These should be stored in a hidden, secure location.
- **Bolted safes.** To prevent theft, large safes should be bolted to the floor or a wall. This makes it difficult for a burglar to tip the safe over or remove it entirely.
- **Consider all risks.** Safe storage protects not only against accidental shootings involving children, but also against suicide and gun theft.

## Grant Projects Taking Place Soon



There will be a handicap access ramp installed at the back Municipal Gym Entrance this fall. The money for this project is through Community Development Block Grant. Please watch for construction and possibly different access into the gym while the project is completed.

---

Some playground updates will also be taking place in the spring. We ask that you be aware of the construction going on. This project is partially funded through a Department of Conservation and Natural Resources Grant awarded to the Township.



Sunday, November 2, 2025



# RALPHO TOWNSHIP

206 S. Market St., Suite 1 - Elysburg, PA 17824

**Phone:** 570-672-9236 - **Fax:** 570-672-1963

[ralphotownship.org](http://ralphotownship.org)

Remember: If you want little  
goblins to stop at your house  
to leave your porch light on



## Halloween Health & Safety Tips

Halloween is a time for spooky thrills and imagination. But the holiday also brings some extra risks for children and teens.

For example, did you know that child pedestrian injuries are more likely on Halloween than on any other night of the year? Help keep Halloween fun and safe for your family with these tips.

Safety on the trick-or-treat trail:

- Always accompany young children.
- Talk with kids about the risk of distracted walking.
- Cross the street as a group in established crosswalks.
- Don't assume cars will stop.
- Stay on well-lit streets and always use the sidewalk.

### Board of Supervisors

#### Chairman

Vincent Daubert

#### Vice Chairman

Stephen Major

#### Supervisors

Blaine Madara Jr.

Daniel Williams

Blaine Madara Sr.

#### Secretary/Treasurer

Debra Olson

[dolson@ralphotownship.org](mailto:dolson@ralphotownship.org)

#### Manager

Joseph Springer

[jspringer@ralphotownship.org](mailto:jspringer@ralphotownship.org)

#### Office Hours:

Mon, Tues, Thurs

8 a.m. to 4 p.m.

Wed & Fri by phone

#### Roadmaster:

Damion Beagle

570-672-2040

[roadmaster@ralphotownship.org](mailto:roadmaster@ralphotownship.org)

#### Code/Zoning Officer:

Mark Lyash

570-672-3844/570-898-0187

[codeoffice@ralphotownship.org](mailto:codeoffice@ralphotownship.org)

#### Meeting Schedules

All meetings are open to the public and held at the Township Building

#### Board of Supervisors

2<sup>nd</sup> Tuesday at 6:30 p.m.

#### Planning Commission

1<sup>st</sup> Tuesday at 6:30



# **SCHOOL BUS STOP SAFETY**



**Schools are back in session and that means students are back at their bus stops on State and Township roadways.**

## **Please follow the appropriate safety guidelines:**

- ✓ Motorists must stop at least 10 feet away from school buses that have their red lights flashing and stop arm extended.
- ✓ Motorists must stop when they are behind a bus, meeting the bus or approaching an intersection where a bus is stopped.
- ✓ Motorists following or traveling alongside a school bus must also stop until the red-lights have stopped flashing, the stop arm is withdrawn, and all children have reached safety.
- ✓ If physical barriers such as grassy medians, guide rails or concrete median barriers separate oncoming traffic from the bus, motorists in the opposing lanes may proceed without stopping.
- ✓ DO NOT PROCEED until all children have reached a place of safety.

## **Penalties and Fines Related to School Buses:**

- ✓ \$250 Fine
- ✓ Five points on your driving record
- ✓ 60-day license suspension



# **LEAF COLLECTION**

**Beginning Monday, October 20th &  
Ending on Tuesday, November 25<sup>th</sup>**

*There will be **NO SET STREET DAYS** Please  
Have your leaves ready for pickup at all  
times during the dates above*


**\*\*No leaf collection in any outlying areas  
within the Township\*\***

Residents are asked to rake leaves to the edge  
of the paved roadway, not in ditches and in windrows  
no larger than 3 feet wide or 3 feet high. Absolutely  
**NO PILES PLEASE!** Leaves with sticks, rocks,  
grass clippings or other debris; in huge piles; in  
ditches; or with vehicles parked by the piles **WILL**  
**NOT BE COLLECTED!**

Any leaves collected after November 25th  
**MUST BE BAGGED** for pickup. **LEAVES NOT**  
**BAGGED AFTER THIS DATE WILL NOT BE**  
**PICKED UP.** Please call the Twp. Roadmaster  
at 570-672-2040 to have your bagged leaves  
picked up or with any questions.

# Ralpho Township Snow Policy

During the winter season it is the Road Crew's policy to begin salting, cindering and plowing as soon as it is necessary. There are 51 miles of roads within the Township. All major thoroughfares will be done first. Starting points for remaining roads will be alternated. After the initial pass, the plow will return to widen the path.



How you can help:

1. Do not drive unless absolutely necessary
2. Remove your vehicles from the roadways, park in your driveway or yard if necessary to allow the crews to plow without any obstructions. If your vehicle is not removed from the street, it will be plowed in.
3. Prevent street flooding by clearing catch basins near your home to allow rain and melting snow to enter the drainage system.
4. All snow plows are angled the same way (to the driver's right) and will automatically push the snow that direction. It is impossible for the equipment operators to avoid pushing snow into cleared driveways and sidewalks. If you must clear your driveway prior to completion of snow plowing, please keep in mind that the snow that is in front of the plow will unload wherever there is a cleared area. This is why snow is left in a cleared driveway as the street is plowed. Clearing an area on the side of the driveway from which the plow approaches will provide an area for the snow to unload before it reaches your driveway. This area needs to be at least five feet long and two to three feet wide.
5. It is **UNLAWFUL** to shovel, plow or snow blow any snow next to a fire hydrant or on any sidewalk or on any portion of the street or roadway.
6. Mailbox damage - the township is not responsible for any mailboxes that are located within the right of way, that are hit by snow, ice or snow plows.
7. Please be patient with the equipment operators. Snow removal is a stressful and time-consuming task. It is our mission to make the streets passable and as safe for motorists as we can in the shortest period of time. Every storm is different and poses different challenges.

Those residents who feel they have a legitimate complaint should call the office of the Roadmaster at 570-672-2040.

---

Parking is prohibited during winter maintenance and until said maintenance is completed on the street, whether or not a snow emergency is declared: Birchwyn Drive, Hillcrest Drive, Bradford Lane and Cameron Drive.

## **PennDOT Roads within Ralpho Township**

The following roadways are owned by PennDOT. Call PennDOT Maintenance office at 570-286-7178 to report problems related to road conditions on these Roadways anytime throughout the year.

- **Highway 54**
- **Highway 487**
- **Highway 61**
- **Mountain Road**
- **Airport Road**
- **Reading Turnpike**
- **Bottle Drive**
- **Penn Avenue**



## **Where Do My Real Estate Taxes Go?**

An average household real estate tax in Ralpho Township is approximately \$2,965. Below is a breakdown of what portion of that goes to which taxing authority.

- Total: \$2,965.00**
- County Tax: \$885.00 (29.8%)**
- Township Tax: \$210.00 (7.1%)**
- School Tax: \$1,870.00 (63.0%)**

## **Municipal Authority of Ralpho Township**

**DID YOU KNOW** it's illegal to have a sump pump, floor drain or downspout connected to the sewer system? Not only is it illegal to have these devices connected to the sewer system, it puts a tremendous strain on the operation of the sewer plant as well as increasing treatment costs to treat rain water.

Presently, the Sewer Authority is under a sewer connection moratorium by the Pennsylvania Department of Environmental Protection. We need to get our flows down. Please do your part and disconnect any sump pumps, floor drains or downspouts connected to the sewer system. The Authority will be continuing its Door-to-Door Inspection Program throughout the Township. The inspection will be a short 10-to-15-minute visit by a licensed home inspector to determine if there are any sump pumps, downspouts or floor drains that are illegally discharging water into the sewer system. If you receive a notice about scheduling an inspection, please contact the Municipal Authority Office at **570-672-9792** as soon as possible!

Please cooperate with any maintenance personnel you may see as we clean the right of ways, manholes, etc.

**Remember all 2025 Taxes MUST be postmarked or placed in the drop box by December 31<sup>st</sup>. If you have questions, please email the Tax Collector at [ralphotaxcollector@outlook.com](mailto:ralphotaxcollector@outlook.com).**

# Household Gun Storage Safety

For safe gun storage, firearms should be kept unloaded and locked, with ammunition stored separately. Secure gun safes, lock boxes, and cable or trigger locks are recommended tools for keeping guns inaccessible to children and unauthorized users.

Essential rules for safe gun storage

- **Store guns unloaded.** Always remove ammunition from a firearm before placing it into storage. This prevents unintentional discharges from handling or mechanical failures.
- **Store firearms locked.** Use a strong and effective locking method to secure the firearm, such as a safe or lock box.
- **Store ammunition separately.** Always keep ammunition locked and stored in a location separate from your firearm. This adds another layer of security and is a fundamental rule for responsible gun owners.
- **Control access.** The keys, combinations, or biometric information needed to unlock your storage should be known only by responsible adults in the household. These should be stored in a hidden, secure location.
- **Bolted safes.** To prevent theft, large safes should be bolted to the floor or a wall. This makes it difficult for a burglar to tip the safe over or remove it entirely.
- **Consider all risks.** Safe storage protects not only against accidental shootings involving children, but also against suicide and gun theft.

## Grant Projects Taking Place Soon



There will be a handicap access ramp installed at the back Municipal Gym Entrance this fall. The money for this project is through Community Development Block Grant. Please watch for construction and possibly different access into the gym while the project is completed.

---

Some playground updates will also be taking place in the spring. We ask that you be aware of the construction going on. This project is partially funded through a Department of Conservation and Natural Resources Grant awarded to the Township.



Sunday, November 2, 2025





# RALPHO TOWNSHIP

206 S. Market St., Suite 1 - Elysburg, PA 17824

**Phone:** 570-672-9236 - **Fax:** 570-672-1963

[ralphotownship.org](http://ralphotownship.org)

Remember: If you want little  
goblins to stop at your house  
to leave your porch light on



## Halloween Health & Safety Tips

Halloween is a time for spooky thrills and imagination. But the holiday also brings some extra risks for children and teens.

For example, did you know that child pedestrian injuries are more likely on Halloween than on any other night of the year? Help keep Halloween fun and safe for your family with these tips.

Safety on the trick-or-treat trail:

- Always accompany young children.
- Talk with kids about the risk of distracted walking.
- Cross the street as a group in established crosswalks.
- Don't assume cars will stop.
- Stay on well-lit streets and always use the sidewalk.

### Board of Supervisors

#### Chairman

Vincent Daubert

#### Vice Chairman

Stephen Major

#### Supervisors

Blaine Madara Jr.

Daniel Williams

Blaine Madara Sr.

#### Secretary/Treasurer

Debra Olson

[dolson@ralphotownship.org](mailto:dolson@ralphotownship.org)

#### Manager

Joseph Springer

[jspringer@ralphotownship.org](mailto:jspringer@ralphotownship.org)

#### Office Hours:

Mon, Tues, Thurs

8 a.m. to 4 p.m.

Wed & Fri by phone

#### Roadmaster:

Damion Beagle

570-672-2040

[roadmaster@ralphotownship.org](mailto:roadmaster@ralphotownship.org)

#### Code/Zoning Officer:

Mark Lyash

570-672-3844/570-898-0187

[codeoffice@ralphotownship.org](mailto:codeoffice@ralphotownship.org)

#### Meeting Schedules

All meetings are open to the public and held at the Township Building

#### Board of Supervisors

2<sup>nd</sup> Tuesday at 6:30 p.m.

#### Planning Commission

1<sup>st</sup> Tuesday at 6:30

# **SCHOOL BUS STOP SAFETY**



**Schools are back in session and that means students are back at their bus stops on State and Township roadways.**

## **Please follow the appropriate safety guidelines:**

- ✓ Motorists must stop at least 10 feet away from school buses that have their red lights flashing and stop arm extended.
- ✓ Motorists must stop when they are behind a bus, meeting the bus or approaching an intersection where a bus is stopped.
- ✓ Motorists following or traveling alongside a school bus must also stop until the red-lights have stopped flashing, the stop arm is withdrawn, and all children have reached safety.
- ✓ If physical barriers such as grassy medians, guide rails or concrete median barriers separate oncoming traffic from the bus, motorists in the opposing lanes may proceed without stopping.
- ✓ DO NOT PROCEED until all children have reached a place of safety.

## **Penalties and Fines Related to School Buses:**

- ✓ \$250 Fine
- ✓ Five points on your driving record
- ✓ 60-day license suspension



# **LEAF COLLECTION**

**Beginning Monday, October 20th &  
Ending on Tuesday, November 25<sup>th</sup>**

*There will be **NO SET STREET DAYS** Please  
Have your leaves ready for pickup at all  
times during the dates above*


**\*\*No leaf collection in any outlying areas  
within the Township\*\***

Residents are asked to rake leaves to the edge  
of the paved roadway, not in ditches and in windrows  
no larger than 3 feet wide or 3 feet high. Absolutely  
**NO PILES PLEASE!** Leaves with sticks, rocks,  
grass clippings or other debris; in huge piles; in  
ditches; or with vehicles parked by the piles **WILL**  
**NOT BE COLLECTED!**

Any leaves collected after November 25th  
**MUST BE BAGGED** for pickup. **LEAVES NOT**  
**BAGGED AFTER THIS DATE WILL NOT BE**  
**PICKED UP.** Please call the Twp. Roadmaster  
at 570-672-2040 to have your bagged leaves  
picked up or with any questions.

# Ralpho Township Snow Policy

During the winter season it is the Road Crew's policy to begin salting, cindering and plowing as soon as it is necessary. There are 51 miles of roads within the Township. All major thoroughfares will be done first. Starting points for remaining roads will be alternated. After the initial pass, the plow will return to widen the path.



How you can help:

1. Do not drive unless absolutely necessary
2. Remove your vehicles from the roadways, park in your driveway or yard if necessary to allow the crews to plow without any obstructions. If your vehicle is not removed from the street, it will be plowed in.
3. Prevent street flooding by clearing catch basins near your home to allow rain and melting snow to enter the drainage system.
4. All snow plows are angled the same way (to the driver's right) and will automatically push the snow that direction. It is impossible for the equipment operators to avoid pushing snow into cleared driveways and sidewalks. If you must clear your driveway prior to completion of snow plowing, please keep in mind that the snow that is in front of the plow will unload wherever there is a cleared area. This is why snow is left in a cleared driveway as the street is plowed. Clearing an area on the side of the driveway from which the plow approaches will provide an area for the snow to unload before it reaches your driveway. This area needs to be at least five feet long and two to three feet wide.
5. It is **UNLAWFUL** to shovel, plow or snow blow any snow next to a fire hydrant or on any sidewalk or on any portion of the street or roadway.
6. Mailbox damage - the township is not responsible for any mailboxes that are located within the right of way, that are hit by snow, ice or snow plows.
7. Please be patient with the equipment operators. Snow removal is a stressful and time-consuming task. It is our mission to make the streets passable and as safe for motorists as we can in the shortest period of time. Every storm is different and poses different challenges.

Those residents who feel they have a legitimate complaint should call the office of the Roadmaster at 570-672-2040.

---

Parking is prohibited during winter maintenance and until said maintenance is completed on the street, whether or not a snow emergency is declared: Birchwyn Drive, Hillcrest Drive, Bradford Lane and Cameron Drive.

## **PennDOT Roads within Ralpho Township**

The following roadways are owned by PennDOT. Call PennDOT Maintenance office at 570-286-7178 to report problems related to road conditions on these Roadways anytime throughout the year.

- **Highway 54**
- **Highway 487**
- **Highway 61**
- **Mountain Road**
- **Airport Road**
- **Reading Turnpike**
- **Bottle Drive**
- **Penn Avenue**



## **Where Do My Real Estate Taxes Go?**

An average household real estate tax in Ralpho Township is approximately \$2,965. Below is a breakdown of what portion of that goes to which taxing authority.

- Total: \$2,965.00**
- County Tax: \$885.00 (29.8%)**
- Township Tax: \$210.00 (7.1%)**
- School Tax: \$1,870.00 (63.0%)**

## **Municipal Authority of Ralpho Township**

**DID YOU KNOW** it's illegal to have a sump pump, floor drain or downspout connected to the sewer system? Not only is it illegal to have these devices connected to the sewer system, it puts a tremendous strain on the operation of the sewer plant as well as increasing treatment costs to treat rain water.

Presently, the Sewer Authority is under a sewer connection moratorium by the Pennsylvania Department of Environmental Protection. We need to get our flows down. Please do your part and disconnect any sump pumps, floor drains or downspouts connected to the sewer system. The Authority will be continuing its Door-to-Door Inspection Program throughout the Township. The inspection will be a short 10-to-15-minute visit by a licensed home inspector to determine if there are any sump pumps, downspouts or floor drains that are illegally discharging water into the sewer system. If you receive a notice about scheduling an inspection, please contact the Municipal Authority Office at **570-672-9792** as soon as possible!

Please cooperate with any maintenance personnel you may see as we clean the right of ways, manholes, etc.

**Remember all 2025 Taxes MUST be postmarked or placed in the drop box by December 31<sup>st</sup>. If you have questions, please email the Tax Collector at [ralphotaxcollector@outlook.com](mailto:ralphotaxcollector@outlook.com).**



# Household Gun Storage Safety

For safe gun storage, firearms should be kept unloaded and locked, with ammunition stored separately. Secure gun safes, lock boxes, and cable or trigger locks are recommended tools for keeping guns inaccessible to children and unauthorized users.

Essential rules for safe gun storage

- **Store guns unloaded.** Always remove ammunition from a firearm before placing it into storage. This prevents unintentional discharges from handling or mechanical failures.
- **Store firearms locked.** Use a strong and effective locking method to secure the firearm, such as a safe or lock box.
- **Store ammunition separately.** Always keep ammunition locked and stored in a location separate from your firearm. This adds another layer of security and is a fundamental rule for responsible gun owners.
- **Control access.** The keys, combinations, or biometric information needed to unlock your storage should be known only by responsible adults in the household. These should be stored in a hidden, secure location.
- **Bolted safes.** To prevent theft, large safes should be bolted to the floor or a wall. This makes it difficult for a burglar to tip the safe over or remove it entirely.
- **Consider all risks.** Safe storage protects not only against accidental shootings involving children, but also against suicide and gun theft.

## Grant Projects Taking Place Soon



There will be a handicap access ramp installed at the back Municipal Gym Entrance this fall. The money for this project is through Community Development Block Grant. Please watch for construction and possibly different access into the gym while the project is completed.

---

Some playground updates will also be taking place in the spring. We ask that you be aware of the construction going on. This project is partially funded through a Department of Conservation and Natural Resources Grant awarded to the Township.





# RALPHO TOWNSHIP

206 S. Market St., Suite 1 - Elysburg, PA 17824

**Phone:** 570-672-9236 - **Fax:** 570-672-1963

[ralphotownship.org](http://ralphotownship.org)

Remember: If you want little  
goblins to stop at your house  
to leave your porch light on



## Halloween Health & Safety Tips

Halloween is a time for spooky thrills and imagination. But the holiday also brings some extra risks for children and teens.

For example, did you know that child pedestrian injuries are more likely on Halloween than on any other night of the year? Help keep Halloween fun and safe for your family with these tips.

Safety on the trick-or-treat trail:

- Always accompany young children.
- Talk with kids about the risk of distracted walking.
- Cross the street as a group in established crosswalks.
- Don't assume cars will stop.
- Stay on well-lit streets and always use the sidewalk.

### Board of Supervisors

#### Chairman

Vincent Daubert

#### Vice Chairman

Stephen Major

#### Supervisors

Blaine Madara Jr.

Daniel Williams

Blaine Madara Sr.

#### Secretary/Treasurer

Debra Olson

[dolson@ralphotownship.org](mailto:dolson@ralphotownship.org)

#### Manager

Joseph Springer

[jspringer@ralphotownship.org](mailto:jspringer@ralphotownship.org)

#### Office Hours:

Mon, Tues, Thurs

8 a.m. to 4 p.m.

Wed & Fri by phone

#### Roadmaster:

Damion Beagle

570-672-2040

[roadmaster@ralphotownship.org](mailto:roadmaster@ralphotownship.org)

#### Code/Zoning Officer:

Mark Lyash

570-672-3844/570-898-0187

[codeoffice@ralphotownship.org](mailto:codeoffice@ralphotownship.org)

#### Meeting Schedules

All meetings are open to the public and held at the Township Building

#### Board of Supervisors

2<sup>nd</sup> Tuesday at 6:30 p.m.

#### Planning Commission

1<sup>st</sup> Tuesday at 6:30

# **SCHOOL BUS STOP SAFETY**



**Schools are back in session and that means students are back at their bus stops on State and Township roadways.**

## **Please follow the appropriate safety guidelines:**

- ✓ Motorists must stop at least 10 feet away from school buses that have their red lights flashing and stop arm extended.
- ✓ Motorists must stop when they are behind a bus, meeting the bus or approaching an intersection where a bus is stopped.
- ✓ Motorists following or traveling alongside a school bus must also stop until the red-lights have stopped flashing, the stop arm is withdrawn, and all children have reached safety.
- ✓ If physical barriers such as grassy medians, guide rails or concrete median barriers separate oncoming traffic from the bus, motorists in the opposing lanes may proceed without stopping.
- ✓ DO NOT PROCEED until all children have reached a place of safety.

## **Penalties and Fines Related to School Buses:**

- ✓ \$250 Fine
- ✓ Five points on your driving record
- ✓ 60-day license suspension



# **LEAF COLLECTION**

**Beginning Monday, October 20th &  
Ending on Tuesday, November 25<sup>th</sup>**

*There will be **NO SET STREET DAYS** Please  
Have your leaves ready for pickup at all  
times during the dates above*


**\*\*No leaf collection in any outlying areas  
within the Township\*\***

Residents are asked to rake leaves to the edge  
of the paved roadway, not in ditches and in windrows  
no larger than 3 feet wide or 3 feet high. Absolutely  
**NO PILES PLEASE!** Leaves with sticks, rocks,  
grass clippings or other debris; in huge piles; in  
ditches; or with vehicles parked by the piles **WILL**  
**NOT BE COLLECTED!**

Any leaves collected after November 25th  
**MUST BE BAGGED** for pickup. **LEAVES NOT**  
**BAGGED AFTER THIS DATE WILL NOT BE**  
**PICKED UP.** Please call the Twp. Roadmaster  
at 570-672-2040 to have your bagged leaves  
picked up or with any questions.

# Ralpho Township Snow Policy

During the winter season it is the Road Crew's policy to begin salting, cindering and plowing as soon as it is necessary. There are 51 miles of roads within the Township. All major thoroughfares will be done first. Starting points for remaining roads will be alternated. After the initial pass, the plow will return to widen the path.



How you can help:

1. Do not drive unless absolutely necessary
2. Remove your vehicles from the roadways, park in your driveway or yard if necessary to allow the crews to plow without any obstructions. If your vehicle is not removed from the street, it will be plowed in.
3. Prevent street flooding by clearing catch basins near your home to allow rain and melting snow to enter the drainage system.
4. All snow plows are angled the same way (to the driver's right) and will automatically push the snow that direction. It is impossible for the equipment operators to avoid pushing snow into cleared driveways and sidewalks. If you must clear your driveway prior to completion of snow plowing, please keep in mind that the snow that is in front of the plow will unload wherever there is a cleared area. This is why snow is left in a cleared driveway as the street is plowed. Clearing an area on the side of the driveway from which the plow approaches will provide an area for the snow to unload before it reaches your driveway. This area needs to be at least five feet long and two to three feet wide.
5. It is **UNLAWFUL** to shovel, plow or snow blow any snow next to a fire hydrant or on any sidewalk or on any portion of the street or roadway.
6. Mailbox damage - the township is not responsible for any mailboxes that are located within the right of way, that are hit by snow, ice or snow plows.
7. Please be patient with the equipment operators. Snow removal is a stressful and time-consuming task. It is our mission to make the streets passable and as safe for motorists as we can in the shortest period of time. Every storm is different and poses different challenges.

Those residents who feel they have a legitimate complaint should call the office of the Roadmaster at 570-672-2040.

---

Parking is prohibited during winter maintenance and until said maintenance is completed on the street, whether or not a snow emergency is declared: Birchwyn Drive, Hillcrest Drive, Bradford Lane and Cameron Drive.



## **PennDOT Roads within Ralpho Township**

The following roadways are owned by PennDOT. Call PennDOT Maintenance office at 570-286-7178 to report problems related to road conditions on these Roadways anytime throughout the year.

- **Highway 54**
- **Highway 487**
- **Highway 61**
- **Mountain Road**
- **Airport Road**
- **Reading Turnpike**
- **Bottle Drive**
- **Penn Avenue**



## **Where Do My Real Estate Taxes Go?**

An average household real estate tax in Ralpho Township is approximately \$2,965. Below is a breakdown of what portion of that goes to which taxing authority.

- Total: \$2,965.00**
- County Tax: \$885.00 (29.8%)**
- Township Tax: \$210.00 (7.1%)**
- School Tax: \$1,870.00 (63.0%)**

## **Municipal Authority of Ralpho Township**

**DID YOU KNOW** it's illegal to have a sump pump, floor drain or downspout connected to the sewer system? Not only is it illegal to have these devices connected to the sewer system, it puts a tremendous strain on the operation of the sewer plant as well as increasing treatment costs to treat rain water.

Presently, the Sewer Authority is under a sewer connection moratorium by the Pennsylvania Department of Environmental Protection. We need to get our flows down. Please do your part and disconnect any sump pumps, floor drains or downspouts connected to the sewer system. The Authority will be continuing its Door-to-Door Inspection Program throughout the Township. The inspection will be a short 10-to-15-minute visit by a licensed home inspector to determine if there are any sump pumps, downspouts or floor drains that are illegally discharging water into the sewer system. If you receive a notice about scheduling an inspection, please contact the Municipal Authority Office at **570-672-9792** as soon as possible!

Please cooperate with any maintenance personnel you may see as we clean the right of ways, manholes, etc.

**Remember all 2025 Taxes MUST be postmarked or placed in the drop box by December 31<sup>st</sup>. If you have questions, please email the Tax Collector at [ralphotaxcollector@outlook.com](mailto:ralphotaxcollector@outlook.com).**

# Household Gun Storage Safety

For safe gun storage, firearms should be kept unloaded and locked, with ammunition stored separately. Secure gun safes, lock boxes, and cable or trigger locks are recommended tools for keeping guns inaccessible to children and unauthorized users.

Essential rules for safe gun storage

- **Store guns unloaded.** Always remove ammunition from a firearm before placing it into storage. This prevents unintentional discharges from handling or mechanical failures.
- **Store firearms locked.** Use a strong and effective locking method to secure the firearm, such as a safe or lock box.
- **Store ammunition separately.** Always keep ammunition locked and stored in a location separate from your firearm. This adds another layer of security and is a fundamental rule for responsible gun owners.
- **Control access.** The keys, combinations, or biometric information needed to unlock your storage should be known only by responsible adults in the household. These should be stored in a hidden, secure location.
- **Bolted safes.** To prevent theft, large safes should be bolted to the floor or a wall. This makes it difficult for a burglar to tip the safe over or remove it entirely.
- **Consider all risks.** Safe storage protects not only against accidental shootings involving children, but also against suicide and gun theft.

## Grant Projects Taking Place Soon



There will be a handicap access ramp installed at the back Municipal Gym Entrance this fall. The money for this project is through Community Development Block Grant. Please watch for construction and possibly different access into the gym while the project is completed.

---

Some playground updates will also be taking place in the spring. We ask that you be aware of the construction going on. This project is partially funded through a Department of Conservation and Natural Resources Grant awarded to the Township.



Sunday, November 2, 2025



# RALPHO TOWNSHIP

206 S. Market St., Suite 1 - Elysburg, PA 17824

**Phone:** 570-672-9236 - **Fax:** 570-672-1963

[ralphotownship.org](http://ralphotownship.org)

Remember: If you want little  
goblins to stop at your house  
to leave your porch light on



## Halloween Health & Safety Tips

Halloween is a time for spooky thrills and imagination. But the holiday also brings some extra risks for children and teens.

For example, did you know that child pedestrian injuries are more likely on Halloween than on any other night of the year? Help keep Halloween fun and safe for your family with these tips.

Safety on the trick-or-treat trail:

- Always accompany young children.
- Talk with kids about the risk of distracted walking.
- Cross the street as a group in established crosswalks.
- Don't assume cars will stop.
- Stay on well-lit streets and always use the sidewalk.

### Board of Supervisors

#### Chairman

Vincent Daubert

#### Vice Chairman

Stephen Major

#### Supervisors

Blaine Madara Jr.

Daniel Williams

Blaine Madara Sr.

#### Secretary/Treasurer

Debra Olson

[dolson@ralphotownship.org](mailto:dolson@ralphotownship.org)

#### Manager

Joseph Springer

[jspringer@ralphotownship.org](mailto:jspringer@ralphotownship.org)

#### Office Hours:

Mon, Tues, Thurs

8 a.m. to 4 p.m.

Wed & Fri by phone

#### Roadmaster:

Damion Beagle

570-672-2040

[roadmaster@ralphotownship.org](mailto:roadmaster@ralphotownship.org)

#### Code/Zoning Officer:

Mark Lyash

570-672-3844/570-898-0187

[codeoffice@ralphotownship.org](mailto:codeoffice@ralphotownship.org)

#### Meeting Schedules

All meetings are open to the public and held at the Township Building

#### Board of Supervisors

2<sup>nd</sup> Tuesday at 6:30 p.m.

#### Planning Commission

1<sup>st</sup> Tuesday at 6:30

# **SCHOOL BUS STOP SAFETY**



**Schools are back in session and that means students are back at their bus stops on State and Township roadways.**

## **Please follow the appropriate safety guidelines:**

- ✓ Motorists must stop at least 10 feet away from school buses that have their red lights flashing and stop arm extended.
- ✓ Motorists must stop when they are behind a bus, meeting the bus or approaching an intersection where a bus is stopped.
- ✓ Motorists following or traveling alongside a school bus must also stop until the red-lights have stopped flashing, the stop arm is withdrawn, and all children have reached safety.
- ✓ If physical barriers such as grassy medians, guide rails or concrete median barriers separate oncoming traffic from the bus, motorists in the opposing lanes may proceed without stopping.
- ✓ DO NOT PROCEED until all children have reached a place of safety.

## **Penalties and Fines Related to School Buses:**

- ✓ \$250 Fine
- ✓ Five points on your driving record
- ✓ 60-day license suspension



# **LEAF COLLECTION**

**Beginning Monday, October 20th &  
Ending on Tuesday, November 25<sup>th</sup>**

*There will be **NO SET STREET DAYS** Please  
Have your leaves ready for pickup at all  
times during the dates above*

**\*\*No leaf collection in any outlying areas  
within the Township\*\***


Residents are asked to rake leaves to the edge  
of the paved roadway, not in ditches and in windrows  
no larger than 3 feet wide or 3 feet high. Absolutely  
**NO PILES PLEASE!** Leaves with sticks, rocks,  
grass clippings or other debris; in huge piles; in  
ditches; or with vehicles parked by the piles **WILL**  
**NOT BE COLLECTED!**

Any leaves collected after November 25th  
**MUST BE BAGGED** for pickup. **LEAVES NOT**  
**BAGGED AFTER THIS DATE WILL NOT BE**  
**PICKED UP.** Please call the Twp. Roadmaster  
at 570-672-2040 to have your bagged leaves  
picked up or with any questions.



# Ralpho Township Snow Policy

During the winter season it is the Road Crew's policy to begin salting, cindering and plowing as soon as it is necessary. There are 51 miles of roads within the Township. All major thoroughfares will be done first. Starting points for remaining roads will be alternated. After the initial pass, the plow will return to widen the path.



How you can help:

1. Do not drive unless absolutely necessary
2. Remove your vehicles from the roadways, park in your driveway or yard if necessary to allow the crews to plow without any obstructions. If your vehicle is not removed from the street, it will be plowed in.
3. Prevent street flooding by clearing catch basins near your home to allow rain and melting snow to enter the drainage system.
4. All snow plows are angled the same way (to the driver's right) and will automatically push the snow that direction. It is impossible for the equipment operators to avoid pushing snow into cleared driveways and sidewalks. If you must clear your driveway prior to completion of snow plowing, please keep in mind that the snow that is in front of the plow will unload wherever there is a cleared area. This is why snow is left in a cleared driveway as the street is plowed. Clearing an area on the side of the driveway from which the plow approaches will provide an area for the snow to unload before it reaches your driveway. This area needs to be at least five feet long and two to three feet wide.
5. It is **UNLAWFUL** to shovel, plow or snow blow any snow next to a fire hydrant or on any sidewalk or on any portion of the street or roadway.
6. Mailbox damage - the township is not responsible for any mailboxes that are located within the right of way, that are hit by snow, ice or snow plows.
7. Please be patient with the equipment operators. Snow removal is a stressful and time-consuming task. It is our mission to make the streets passable and as safe for motorists as we can in the shortest period of time. Every storm is different and poses different challenges.

Those residents who feel they have a legitimate complaint should call the office of the Roadmaster at 570-672-2040.

---

Parking is prohibited during winter maintenance and until said maintenance is completed on the street, whether or not a snow emergency is declared: Birchwyn Drive, Hillcrest Drive, Bradford Lane and Cameron Drive.

## **PennDOT Roads within Ralpho Township**

The following roadways are owned by PennDOT. Call PennDOT Maintenance office at 570-286-7178 to report problems related to road conditions on these Roadways anytime throughout the year.

- **Highway 54**
- **Highway 487**
- **Highway 61**
- **Mountain Road**
- **Airport Road**
- **Reading Turnpike**
- **Bottle Drive**
- **Penn Avenue**



## **Where Do My Real Estate Taxes Go?**

An average household real estate tax in Ralpho Township is approximately \$2,965. Below is a breakdown of what portion of that goes to which taxing authority.

- Total: \$2,965.00**
- County Tax: \$885.00 (29.8%)**
- Township Tax: \$210.00 (7.1%)**
- School Tax: \$1,870.00 (63.0%)**

## **Municipal Authority of Ralpho Township**

**DID YOU KNOW** it's illegal to have a sump pump, floor drain or downspout connected to the sewer system? Not only is it illegal to have these devices connected to the sewer system, it puts a tremendous strain on the operation of the sewer plant as well as increasing treatment costs to treat rain water.

Presently, the Sewer Authority is under a sewer connection moratorium by the Pennsylvania Department of Environmental Protection. We need to get our flows down. Please do your part and disconnect any sump pumps, floor drains or downspouts connected to the sewer system. The Authority will be continuing its Door-to-Door Inspection Program throughout the Township. The inspection will be a short 10-to-15-minute visit by a licensed home inspector to determine if there are any sump pumps, downspouts or floor drains that are illegally discharging water into the sewer system. If you receive a notice about scheduling an inspection, please contact the Municipal Authority Office at **570-672-9792** as soon as possible!

Please cooperate with any maintenance personnel you may see as we clean the right of ways, manholes, etc.

**Remember all 2025 Taxes MUST be postmarked or placed in the drop box by December 31<sup>st</sup>. If you have questions, please email the Tax Collector at [ralphotaxcollector@outlook.com](mailto:ralphotaxcollector@outlook.com).**

# Household Gun Storage Safety

For safe gun storage, firearms should be kept unloaded and locked, with ammunition stored separately. Secure gun safes, lock boxes, and cable or trigger locks are recommended tools for keeping guns inaccessible to children and unauthorized users.

Essential rules for safe gun storage

- **Store guns unloaded.** Always remove ammunition from a firearm before placing it into storage. This prevents unintentional discharges from handling or mechanical failures.
- **Store firearms locked.** Use a strong and effective locking method to secure the firearm, such as a safe or lock box.
- **Store ammunition separately.** Always keep ammunition locked and stored in a location separate from your firearm. This adds another layer of security and is a fundamental rule for responsible gun owners.
- **Control access.** The keys, combinations, or biometric information needed to unlock your storage should be known only by responsible adults in the household. These should be stored in a hidden, secure location.
- **Bolted safes.** To prevent theft, large safes should be bolted to the floor or a wall. This makes it difficult for a burglar to tip the safe over or remove it entirely.
- **Consider all risks.** Safe storage protects not only against accidental shootings involving children, but also against suicide and gun theft.

## Grant Projects Taking Place Soon



There will be a handicap access ramp installed at the back Municipal Gym Entrance this fall. The money for this project is through Community Development Block Grant. Please watch for construction and possibly different access into the gym while the project is completed.

---

Some playground updates will also be taking place in the spring. We ask that you be aware of the construction going on. This project is partially funded through a Department of Conservation and Natural Resources Grant awarded to the Township.



Sunday, November 2, 2025



# RALPHO TOWNSHIP

206 S. Market St., Suite 1 - Elysburg, PA 17824

**Phone:** 570-672-9236 - **Fax:** 570-672-1963

[ralphotownship.org](http://ralphotownship.org)

Remember: If you want little  
goblins to stop at your house  
to leave your porch light on



## Halloween Health & Safety Tips

Halloween is a time for spooky thrills and imagination. But the holiday also brings some extra risks for children and teens.

For example, did you know that child pedestrian injuries are more likely on Halloween than on any other night of the year? Help keep Halloween fun and safe for your family with these tips.

Safety on the trick-or-treat trail:

- Always accompany young children.
- Talk with kids about the risk of distracted walking.
- Cross the street as a group in established crosswalks.
- Don't assume cars will stop.
- Stay on well-lit streets and always use the sidewalk.

### Board of Supervisors

#### Chairman

Vincent Daubert

#### Vice Chairman

Stephen Major

#### Supervisors

Blaine Madara Jr.

Daniel Williams

Blaine Madara Sr.

#### Secretary/Treasurer

Debra Olson

[dolson@ralphotownship.org](mailto:dolson@ralphotownship.org)

#### Manager

Joseph Springer

[jspringer@ralphotownship.org](mailto:jspringer@ralphotownship.org)

#### Office Hours:

Mon, Tues, Thurs

8 a.m. to 4 p.m.

Wed & Fri by phone

#### Roadmaster:

Damion Beagle

570-672-2040

[roadmaster@ralphotownship.org](mailto:roadmaster@ralphotownship.org)

#### Code/Zoning Officer:

Mark Lyash

570-672-3844/570-898-0187

[codeoffice@ralphotownship.org](mailto:codeoffice@ralphotownship.org)

#### Meeting Schedules

All meetings are open to the public and held at the Township Building

#### Board of Supervisors

2<sup>nd</sup> Tuesday at 6:30 p.m.

#### Planning Commission

1<sup>st</sup> Tuesday at 6:30

# **SCHOOL BUS STOP SAFETY**



**Schools are back in session and that means students are back at their bus stops on State and Township roadways.**

## **Please follow the appropriate safety guidelines:**

- ✓ Motorists must stop at least 10 feet away from school buses that have their red lights flashing and stop arm extended.
- ✓ Motorists must stop when they are behind a bus, meeting the bus or approaching an intersection where a bus is stopped.
- ✓ Motorists following or traveling alongside a school bus must also stop until the red-lights have stopped flashing, the stop arm is withdrawn, and all children have reached safety.
- ✓ If physical barriers such as grassy medians, guide rails or concrete median barriers separate oncoming traffic from the bus, motorists in the opposing lanes may proceed without stopping.
- ✓ DO NOT PROCEED until all children have reached a place of safety.

## **Penalties and Fines Related to School Buses:**

- ✓ \$250 Fine
- ✓ Five points on your driving record
- ✓ 60-day license suspension





# **LEAF COLLECTION**

**Beginning Monday, October 20th &  
Ending on Tuesday, November 25<sup>th</sup>**

*There will be **NO SET STREET DAYS** Please  
Have your leaves ready for pickup at all  
times during the dates above*


**\*\*No leaf collection in any outlying areas  
within the Township\*\***

Residents are asked to rake leaves to the edge  
of the paved roadway, not in ditches and in windrows  
no larger than 3 feet wide or 3 feet high. Absolutely  
**NO PILES PLEASE!** Leaves with sticks, rocks,  
grass clippings or other debris; in huge piles; in  
ditches; or with vehicles parked by the piles **WILL**  
**NOT BE COLLECTED!**

Any leaves collected after November 25th  
**MUST BE BAGGED** for pickup. **LEAVES NOT**  
**BAGGED AFTER THIS DATE WILL NOT BE**  
**PICKED UP.** Please call the Twp. Roadmaster  
at 570-672-2040 to have your bagged leaves  
picked up or with any questions.

# Ralpho Township Snow Policy

During the winter season it is the Road Crew's policy to begin salting, cindering and plowing as soon as it is necessary. There are 51 miles of roads within the Township. All major thoroughfares will be done first. Starting points for remaining roads will be alternated. After the initial pass, the plow will return to widen the path.



How you can help:

1. Do not drive unless absolutely necessary
2. Remove your vehicles from the roadways, park in your driveway or yard if necessary to allow the crews to plow without any obstructions. If your vehicle is not removed from the street, it will be plowed in.
3. Prevent street flooding by clearing catch basins near your home to allow rain and melting snow to enter the drainage system.
4. All snow plows are angled the same way (to the driver's right) and will automatically push the snow that direction. It is impossible for the equipment operators to avoid pushing snow into cleared driveways and sidewalks. If you must clear your driveway prior to completion of snow plowing, please keep in mind that the snow that is in front of the plow will unload wherever there is a cleared area. This is why snow is left in a cleared driveway as the street is plowed. Clearing an area on the side of the driveway from which the plow approaches will provide an area for the snow to unload before it reaches your driveway. This area needs to be at least five feet long and two to three feet wide.
5. It is **UNLAWFUL** to shovel, plow or snow blow any snow next to a fire hydrant or on any sidewalk or on any portion of the street or roadway.
6. Mailbox damage - the township is not responsible for any mailboxes that are located within the right of way, that are hit by snow, ice or snow plows.
7. Please be patient with the equipment operators. Snow removal is a stressful and time-consuming task. It is our mission to make the streets passable and as safe for motorists as we can in the shortest period of time. Every storm is different and poses different challenges.

Those residents who feel they have a legitimate complaint should call the office of the Roadmaster at 570-672-2040.

---

Parking is prohibited during winter maintenance and until said maintenance is completed on the street, whether or not a snow emergency is declared: Birchwyn Drive, Hillcrest Drive, Bradford Lane and Cameron Drive.

## **PennDOT Roads within Ralpho Township**

The following roadways are owned by PennDOT. Call PennDOT Maintenance office at 570-286-7178 to report problems related to road conditions on these Roadways anytime throughout the year.

- **Highway 54**
- **Highway 487**
- **Highway 61**
- **Mountain Road**
- **Airport Road**
- **Reading Turnpike**
- **Bottle Drive**
- **Penn Avenue**



## **Where Do My Real Estate Taxes Go?**

An average household real estate tax in Ralpho Township is approximately \$2,965. Below is a breakdown of what portion of that goes to which taxing authority.

- Total: \$2,965.00**
- County Tax: \$885.00 (29.8%)**
- Township Tax: \$210.00 (7.1%)**
- School Tax: \$1,870.00 (63.0%)**

## **Municipal Authority of Ralpho Township**

**DID YOU KNOW** it's illegal to have a sump pump, floor drain or downspout connected to the sewer system? Not only is it illegal to have these devices connected to the sewer system, it puts a tremendous strain on the operation of the sewer plant as well as increasing treatment costs to treat rain water.

Presently, the Sewer Authority is under a sewer connection moratorium by the Pennsylvania Department of Environmental Protection. We need to get our flows down. Please do your part and disconnect any sump pumps, floor drains or downspouts connected to the sewer system. The Authority will be continuing its Door-to-Door Inspection Program throughout the Township. The inspection will be a short 10-to-15-minute visit by a licensed home inspector to determine if there are any sump pumps, downspouts or floor drains that are illegally discharging water into the sewer system. If you receive a notice about scheduling an inspection, please contact the Municipal Authority Office at **570-672-9792** as soon as possible!

Please cooperate with any maintenance personnel you may see as we clean the right of ways, manholes, etc.

**Remember all 2025 Taxes MUST be postmarked or placed in the drop box by December 31<sup>st</sup>. If you have questions, please email the Tax Collector at [ralphotaxcollector@outlook.com](mailto:ralphotaxcollector@outlook.com).**

# Household Gun Storage Safety

For safe gun storage, firearms should be kept unloaded and locked, with ammunition stored separately. Secure gun safes, lock boxes, and cable or trigger locks are recommended tools for keeping guns inaccessible to children and unauthorized users.

Essential rules for safe gun storage

- **Store guns unloaded.** Always remove ammunition from a firearm before placing it into storage. This prevents unintentional discharges from handling or mechanical failures.
- **Store firearms locked.** Use a strong and effective locking method to secure the firearm, such as a safe or lock box.
- **Store ammunition separately.** Always keep ammunition locked and stored in a location separate from your firearm. This adds another layer of security and is a fundamental rule for responsible gun owners.
- **Control access.** The keys, combinations, or biometric information needed to unlock your storage should be known only by responsible adults in the household. These should be stored in a hidden, secure location.
- **Bolted safes.** To prevent theft, large safes should be bolted to the floor or a wall. This makes it difficult for a burglar to tip the safe over or remove it entirely.
- **Consider all risks.** Safe storage protects not only against accidental shootings involving children, but also against suicide and gun theft.

## Grant Projects Taking Place Soon



There will be a handicap access ramp installed at the back Municipal Gym Entrance this fall. The money for this project is through Community Development Block Grant. Please watch for construction and possibly different access into the gym while the project is completed.

---

Some playground updates will also be taking place in the spring. We ask that you be aware of the construction going on. This project is partially funded through a Department of Conservation and Natural Resources Grant awarded to the Township.



Sunday, November 2, 2025



# RALPHO TOWNSHIP

206 S. Market St., Suite 1 - Elysburg, PA 17824

**Phone:** 570-672-9236 - **Fax:** 570-672-1963

[ralphotownship.org](http://ralphotownship.org)

Remember: If you want little  
goblins to stop at your house  
to leave your porch light on



## Halloween Health & Safety Tips

Halloween is a time for spooky thrills and imagination. But the holiday also brings some extra risks for children and teens.

For example, did you know that child pedestrian injuries are more likely on Halloween than on any other night of the year? Help keep Halloween fun and safe for your family with these tips.

Safety on the trick-or-treat trail:

- Always accompany young children.
- Talk with kids about the risk of distracted walking.
- Cross the street as a group in established crosswalks.
- Don't assume cars will stop.
- Stay on well-lit streets and always use the sidewalk.

### Board of Supervisors

#### Chairman

Vincent Daubert

#### Vice Chairman

Stephen Major

#### Supervisors

Blaine Madara Jr.

Daniel Williams

Blaine Madara Sr.

#### Secretary/Treasurer

Debra Olson

[dolson@ralphotownship.org](mailto:dolson@ralphotownship.org)

#### Manager

Joseph Springer

[jspringer@ralphotownship.org](mailto:jspringer@ralphotownship.org)

#### Office Hours:

Mon, Tues, Thurs

8 a.m. to 4 p.m.

Wed & Fri by phone

#### Roadmaster:

Damion Beagle

570-672-2040

[roadmaster@ralphotownship.org](mailto:roadmaster@ralphotownship.org)

#### Code/Zoning Officer:

Mark Lyash

570-672-3844/570-898-0187

[codeoffice@ralphotownship.org](mailto:codeoffice@ralphotownship.org)

#### Meeting Schedules

All meetings are open to the public and held at the Township Building

#### Board of Supervisors

2<sup>nd</sup> Tuesday at 6:30 p.m.

#### Planning Commission

1<sup>st</sup> Tuesday at 6:30



# **SCHOOL BUS STOP SAFETY**



**Schools are back in session and that means students are back at their bus stops on State and Township roadways.**

## **Please follow the appropriate safety guidelines:**

- ✓ Motorists must stop at least 10 feet away from school buses that have their red lights flashing and stop arm extended.
- ✓ Motorists must stop when they are behind a bus, meeting the bus or approaching an intersection where a bus is stopped.
- ✓ Motorists following or traveling alongside a school bus must also stop until the red-lights have stopped flashing, the stop arm is withdrawn, and all children have reached safety.
- ✓ If physical barriers such as grassy medians, guide rails or concrete median barriers separate oncoming traffic from the bus, motorists in the opposing lanes may proceed without stopping.
- ✓ DO NOT PROCEED until all children have reached a place of safety.

## **Penalties and Fines Related to School Buses:**

- ✓ \$250 Fine
- ✓ Five points on your driving record
- ✓ 60-day license suspension



# **LEAF COLLECTION**

**Beginning Monday, October 20th &  
Ending on Tuesday, November 25<sup>th</sup>**

*There will be **NO SET STREET DAYS** Please  
Have your leaves ready for pickup at all  
times during the dates above*


**\*\*No leaf collection in any outlying areas  
within the Township\*\***

Residents are asked to rake leaves to the edge  
of the paved roadway, not in ditches and in windrows  
no larger than 3 feet wide or 3 feet high. Absolutely  
**NO PILES PLEASE!** Leaves with sticks, rocks,  
grass clippings or other debris; in huge piles; in  
ditches; or with vehicles parked by the piles **WILL**  
**NOT BE COLLECTED!**

Any leaves collected after November 25th  
**MUST BE BAGGED** for pickup. **LEAVES NOT**  
**BAGGED AFTER THIS DATE WILL NOT BE**  
**PICKED UP.** Please call the Twp. Roadmaster  
at 570-672-2040 to have your bagged leaves  
picked up or with any questions.

# Ralpho Township Snow Policy

During the winter season it is the Road Crew's policy to begin salting, cindering and plowing as soon as it is necessary. There are 51 miles of roads within the Township. All major thoroughfares will be done first. Starting points for remaining roads will be alternated. After the initial pass, the plow will return to widen the path.



How you can help:

1. Do not drive unless absolutely necessary
2. Remove your vehicles from the roadways, park in your driveway or yard if necessary to allow the crews to plow without any obstructions. If your vehicle is not removed from the street, it will be plowed in.
3. Prevent street flooding by clearing catch basins near your home to allow rain and melting snow to enter the drainage system.
4. All snow plows are angled the same way (to the driver's right) and will automatically push the snow that direction. It is impossible for the equipment operators to avoid pushing snow into cleared driveways and sidewalks. If you must clear your driveway prior to completion of snow plowing, please keep in mind that the snow that is in front of the plow will unload wherever there is a cleared area. This is why snow is left in a cleared driveway as the street is plowed. Clearing an area on the side of the driveway from which the plow approaches will provide an area for the snow to unload before it reaches your driveway. This area needs to be at least five feet long and two to three feet wide.
5. It is **UNLAWFUL** to shovel, plow or snow blow any snow next to a fire hydrant or on any sidewalk or on any portion of the street or roadway.
6. Mailbox damage - the township is not responsible for any mailboxes that are located within the right of way, that are hit by snow, ice or snow plows.
7. Please be patient with the equipment operators. Snow removal is a stressful and time-consuming task. It is our mission to make the streets passable and as safe for motorists as we can in the shortest period of time. Every storm is different and poses different challenges.

Those residents who feel they have a legitimate complaint should call the office of the Roadmaster at 570-672-2040.

---

Parking is prohibited during winter maintenance and until said maintenance is completed on the street, whether or not a snow emergency is declared: Birchwyn Drive, Hillcrest Drive, Bradford Lane and Cameron Drive.

## **PennDOT Roads within Ralpho Township**

The following roadways are owned by PennDOT. Call PennDOT Maintenance office at 570-286-7178 to report problems related to road conditions on these Roadways anytime throughout the year.

- **Highway 54**
- **Highway 487**
- **Highway 61**
- **Mountain Road**
- **Airport Road**
- **Reading Turnpike**
- **Bottle Drive**
- **Penn Avenue**



## **Where Do My Real Estate Taxes Go?**

An average household real estate tax in Ralpho Township is approximately \$2,965. Below is a breakdown of what portion of that goes to which taxing authority.

- Total: \$2,965.00**
- County Tax: \$885.00 (29.8%)**
- Township Tax: \$210.00 (7.1%)**
- School Tax: \$1,870.00 (63.0%)**

## **Municipal Authority of Ralpho Township**

**DID YOU KNOW** it's illegal to have a sump pump, floor drain or downspout connected to the sewer system? Not only is it illegal to have these devices connected to the sewer system, it puts a tremendous strain on the operation of the sewer plant as well as increasing treatment costs to treat rain water.

Presently, the Sewer Authority is under a sewer connection moratorium by the Pennsylvania Department of Environmental Protection. We need to get our flows down. Please do your part and disconnect any sump pumps, floor drains or downspouts connected to the sewer system. The Authority will be continuing its Door-to-Door Inspection Program throughout the Township. The inspection will be a short 10-to-15-minute visit by a licensed home inspector to determine if there are any sump pumps, downspouts or floor drains that are illegally discharging water into the sewer system. If you receive a notice about scheduling an inspection, please contact the Municipal Authority Office at **570-672-9792** as soon as possible!

Please cooperate with any maintenance personnel you may see as we clean the right of ways, manholes, etc.

**Remember all 2025 Taxes MUST be postmarked or placed in the drop box by December 31<sup>st</sup>. If you have questions, please email the Tax Collector at [ralphotaxcollector@outlook.com](mailto:ralphotaxcollector@outlook.com).**

# Household Gun Storage Safety

For safe gun storage, firearms should be kept unloaded and locked, with ammunition stored separately. Secure gun safes, lock boxes, and cable or trigger locks are recommended tools for keeping guns inaccessible to children and unauthorized users.

Essential rules for safe gun storage

- **Store guns unloaded.** Always remove ammunition from a firearm before placing it into storage. This prevents unintentional discharges from handling or mechanical failures.
- **Store firearms locked.** Use a strong and effective locking method to secure the firearm, such as a safe or lock box.
- **Store ammunition separately.** Always keep ammunition locked and stored in a location separate from your firearm. This adds another layer of security and is a fundamental rule for responsible gun owners.
- **Control access.** The keys, combinations, or biometric information needed to unlock your storage should be known only by responsible adults in the household. These should be stored in a hidden, secure location.
- **Bolted safes.** To prevent theft, large safes should be bolted to the floor or a wall. This makes it difficult for a burglar to tip the safe over or remove it entirely.
- **Consider all risks.** Safe storage protects not only against accidental shootings involving children, but also against suicide and gun theft.

## Grant Projects Taking Place Soon



There will be a handicap access ramp installed at the back Municipal Gym Entrance this fall. The money for this project is through Community Development Block Grant. Please watch for construction and possibly different access into the gym while the project is completed.

---

Some playground updates will also be taking place in the spring. We ask that you be aware of the construction going on. This project is partially funded through a Department of Conservation and Natural Resources Grant awarded to the Township.



Sunday, November 2, 2025





# RALPHO TOWNSHIP

206 S. Market St., Suite 1 - Elysburg, PA 17824

**Phone:** 570-672-9236 - **Fax:** 570-672-1963

[ralphotownship.org](http://ralphotownship.org)

Remember: If you want little  
goblins to stop at your house  
to leave your porch light on



## Halloween Health & Safety Tips

Halloween is a time for spooky thrills and imagination. But the holiday also brings some extra risks for children and teens.

For example, did you know that child pedestrian injuries are more likely on Halloween than on any other night of the year? Help keep Halloween fun and safe for your family with these tips.

Safety on the trick-or-treat trail:

- Always accompany young children.
- Talk with kids about the risk of distracted walking.
- Cross the street as a group in established crosswalks.
- Don't assume cars will stop.
- Stay on well-lit streets and always use the sidewalk.

### Board of Supervisors

#### Chairman

Vincent Daubert

#### Vice Chairman

Stephen Major

#### Supervisors

Blaine Madara Jr.

Daniel Williams

Blaine Madara Sr.

#### Secretary/Treasurer

Debra Olson

[dolson@ralphotownship.org](mailto:dolson@ralphotownship.org)

#### Manager

Joseph Springer

[jspringer@ralphotownship.org](mailto:jspringer@ralphotownship.org)

#### Office Hours:

Mon, Tues, Thurs

8 a.m. to 4 p.m.

Wed & Fri by phone

#### Roadmaster:

Damion Beagle

570-672-2040

[roadmaster@ralphotownship.org](mailto:roadmaster@ralphotownship.org)

#### Code/Zoning Officer:

Mark Lyash

570-672-3844/570-898-0187

[codeoffice@ralphotownship.org](mailto:codeoffice@ralphotownship.org)

#### Meeting Schedules

All meetings are open to the public and held at the Township Building

#### Board of Supervisors

2<sup>nd</sup> Tuesday at 6:30 p.m.

#### Planning Commission

1<sup>st</sup> Tuesday at 6:30

# **SCHOOL BUS STOP SAFETY**



**Schools are back in session and that means students are back at their bus stops on State and Township roadways.**

## **Please follow the appropriate safety guidelines:**

- ✓ Motorists must stop at least 10 feet away from school buses that have their red lights flashing and stop arm extended.
- ✓ Motorists must stop when they are behind a bus, meeting the bus or approaching an intersection where a bus is stopped.
- ✓ Motorists following or traveling alongside a school bus must also stop until the red-lights have stopped flashing, the stop arm is withdrawn, and all children have reached safety.
- ✓ If physical barriers such as grassy medians, guide rails or concrete median barriers separate oncoming traffic from the bus, motorists in the opposing lanes may proceed without stopping.
- ✓ DO NOT PROCEED until all children have reached a place of safety.

## **Penalties and Fines Related to School Buses:**

- ✓ \$250 Fine
- ✓ Five points on your driving record
- ✓ 60-day license suspension



# **LEAF COLLECTION**

**Beginning Monday, October 20th &  
Ending on Tuesday, November 25<sup>th</sup>**

*There will be **NO SET STREET DAYS** Please  
Have your leaves ready for pickup at all  
times during the dates above*


**\*\*No leaf collection in any outlying areas  
within the Township\*\***

Residents are asked to rake leaves to the edge  
of the paved roadway, not in ditches and in windrows  
no larger than 3 feet wide or 3 feet high. Absolutely  
**NO PILES PLEASE!** Leaves with sticks, rocks,  
grass clippings or other debris; in huge piles; in  
ditches; or with vehicles parked by the piles **WILL**  
**NOT BE COLLECTED!**

Any leaves collected after November 25th  
**MUST BE BAGGED** for pickup. **LEAVES NOT**  
**BAGGED AFTER THIS DATE WILL NOT BE**  
**PICKED UP.** Please call the Twp. Roadmaster  
at 570-672-2040 to have your bagged leaves  
picked up or with any questions.

# Ralpho Township Snow Policy

During the winter season it is the Road Crew's policy to begin salting, cindering and plowing as soon as it is necessary. There are 51 miles of roads within the Township. All major thoroughfares will be done first. Starting points for remaining roads will be alternated. After the initial pass, the plow will return to widen the path.



How you can help:

1. Do not drive unless absolutely necessary
2. Remove your vehicles from the roadways, park in your driveway or yard if necessary to allow the crews to plow without any obstructions. If your vehicle is not removed from the street, it will be plowed in.
3. Prevent street flooding by clearing catch basins near your home to allow rain and melting snow to enter the drainage system.
4. All snow plows are angled the same way (to the driver's right) and will automatically push the snow that direction. It is impossible for the equipment operators to avoid pushing snow into cleared driveways and sidewalks. If you must clear your driveway prior to completion of snow plowing, please keep in mind that the snow that is in front of the plow will unload wherever there is a cleared area. This is why snow is left in a cleared driveway as the street is plowed. Clearing an area on the side of the driveway from which the plow approaches will provide an area for the snow to unload before it reaches your driveway. This area needs to be at least five feet long and two to three feet wide.
5. It is **UNLAWFUL** to shovel, plow or snow blow any snow next to a fire hydrant or on any sidewalk or on any portion of the street or roadway.
6. Mailbox damage - the township is not responsible for any mailboxes that are located within the right of way, that are hit by snow, ice or snow plows.
7. Please be patient with the equipment operators. Snow removal is a stressful and time-consuming task. It is our mission to make the streets passable and as safe for motorists as we can in the shortest period of time. Every storm is different and poses different challenges.

Those residents who feel they have a legitimate complaint should call the office of the Roadmaster at 570-672-2040.

---

Parking is prohibited during winter maintenance and until said maintenance is completed on the street, whether or not a snow emergency is declared: Birchwyn Drive, Hillcrest Drive, Bradford Lane and Cameron Drive.

## **PennDOT Roads within Ralpho Township**

The following roadways are owned by PennDOT. Call PennDOT Maintenance office at 570-286-7178 to report problems related to road conditions on these Roadways anytime throughout the year.

- **Highway 54**
- **Highway 487**
- **Highway 61**
- **Mountain Road**
- **Airport Road**
- **Reading Turnpike**
- **Bottle Drive**
- **Penn Avenue**



## **Where Do My Real Estate Taxes Go?**

An average household real estate tax in Ralpho Township is approximately \$2,965. Below is a breakdown of what portion of that goes to which taxing authority.

- Total: \$2,965.00**
- County Tax: \$885.00 (29.8%)**
- Township Tax: \$210.00 (7.1%)**
- School Tax: \$1,870.00 (63.0%)**

## **Municipal Authority of Ralpho Township**

**DID YOU KNOW** it's illegal to have a sump pump, floor drain or downspout connected to the sewer system? Not only is it illegal to have these devices connected to the sewer system, it puts a tremendous strain on the operation of the sewer plant as well as increasing treatment costs to treat rain water.

Presently, the Sewer Authority is under a sewer connection moratorium by the Pennsylvania Department of Environmental Protection. We need to get our flows down. Please do your part and disconnect any sump pumps, floor drains or downspouts connected to the sewer system. The Authority will be continuing its Door-to-Door Inspection Program throughout the Township. The inspection will be a short 10-to-15-minute visit by a licensed home inspector to determine if there are any sump pumps, downspouts or floor drains that are illegally discharging water into the sewer system. If you receive a notice about scheduling an inspection, please contact the Municipal Authority Office at **570-672-9792** as soon as possible!

Please cooperate with any maintenance personnel you may see as we clean the right of ways, manholes, etc.

**Remember all 2025 Taxes MUST be postmarked or placed in the drop box by December 31<sup>st</sup>. If you have questions, please email the Tax Collector at [ralphotaxcollector@outlook.com](mailto:ralphotaxcollector@outlook.com).**



# Household Gun Storage Safety

For safe gun storage, firearms should be kept unloaded and locked, with ammunition stored separately. Secure gun safes, lock boxes, and cable or trigger locks are recommended tools for keeping guns inaccessible to children and unauthorized users.

Essential rules for safe gun storage

- **Store guns unloaded.** Always remove ammunition from a firearm before placing it into storage. This prevents unintentional discharges from handling or mechanical failures.
- **Store firearms locked.** Use a strong and effective locking method to secure the firearm, such as a safe or lock box.
- **Store ammunition separately.** Always keep ammunition locked and stored in a location separate from your firearm. This adds another layer of security and is a fundamental rule for responsible gun owners.
- **Control access.** The keys, combinations, or biometric information needed to unlock your storage should be known only by responsible adults in the household. These should be stored in a hidden, secure location.
- **Bolted safes.** To prevent theft, large safes should be bolted to the floor or a wall. This makes it difficult for a burglar to tip the safe over or remove it entirely.
- **Consider all risks.** Safe storage protects not only against accidental shootings involving children, but also against suicide and gun theft.

## Grant Projects Taking Place Soon



There will be a handicap access ramp installed at the back Municipal Gym Entrance this fall. The money for this project is through Community Development Block Grant. Please watch for construction and possibly different access into the gym while the project is completed.

---

Some playground updates will also be taking place in the spring. We ask that you be aware of the construction going on. This project is partially funded through a Department of Conservation and Natural Resources Grant awarded to the Township.



Sunday, November 2, 2025



# RALPHO TOWNSHIP

206 S. Market St., Suite 1 - Elysburg, PA 17824

**Phone:** 570-672-9236 - **Fax:** 570-672-1963

[ralphotownship.org](http://ralphotownship.org)

Remember: If you want little  
goblins to stop at your house  
to leave your porch light on



## Halloween Health & Safety Tips

Halloween is a time for spooky thrills and imagination. But the holiday also brings some extra risks for children and teens.

For example, did you know that child pedestrian injuries are more likely on Halloween than on any other night of the year? Help keep Halloween fun and safe for your family with these tips.

Safety on the trick-or-treat trail:

- Always accompany young children.
- Talk with kids about the risk of distracted walking.
- Cross the street as a group in established crosswalks.
- Don't assume cars will stop.
- Stay on well-lit streets and always use the sidewalk.

### Board of Supervisors

#### Chairman

Vincent Daubert

#### Vice Chairman

Stephen Major

#### Supervisors

Blaine Madara Jr.

Daniel Williams

Blaine Madara Sr.

#### Secretary/Treasurer

Debra Olson

[dolson@ralphotownship.org](mailto:dolson@ralphotownship.org)

#### Manager

Joseph Springer

[jspringer@ralphotownship.org](mailto:jspringer@ralphotownship.org)

#### Office Hours:

Mon, Tues, Thurs

8 a.m. to 4 p.m.

Wed & Fri by phone

#### Roadmaster:

Damion Beagle

570-672-2040

[roadmaster@ralphotownship.org](mailto:roadmaster@ralphotownship.org)

#### Code/Zoning Officer:

Mark Lyash

570-672-3844/570-898-0187

[codeoffice@ralphotownship.org](mailto:codeoffice@ralphotownship.org)

#### Meeting Schedules

All meetings are open to the public and held at the Township Building

#### Board of Supervisors

2<sup>nd</sup> Tuesday at 6:30 p.m.

#### Planning Commission

1<sup>st</sup> Tuesday at 6:30

# **SCHOOL BUS STOP SAFETY**



**Schools are back in session and that means students are back at their bus stops on State and Township roadways.**

## **Please follow the appropriate safety guidelines:**

- ✓ Motorists must stop at least 10 feet away from school buses that have their red lights flashing and stop arm extended.
- ✓ Motorists must stop when they are behind a bus, meeting the bus or approaching an intersection where a bus is stopped.
- ✓ Motorists following or traveling alongside a school bus must also stop until the red-lights have stopped flashing, the stop arm is withdrawn, and all children have reached safety.
- ✓ If physical barriers such as grassy medians, guide rails or concrete median barriers separate oncoming traffic from the bus, motorists in the opposing lanes may proceed without stopping.
- ✓ DO NOT PROCEED until all children have reached a place of safety.

## **Penalties and Fines Related to School Buses:**

- ✓ \$250 Fine
- ✓ Five points on your driving record
- ✓ 60-day license suspension



# **LEAF COLLECTION**

**Beginning Monday, October 20th &  
Ending on Tuesday, November 25<sup>th</sup>**

*There will be **NO SET STREET DAYS** Please  
Have your leaves ready for pickup at all  
times during the dates above*


**\*\*No leaf collection in any outlying areas  
within the Township\*\***

Residents are asked to rake leaves to the edge  
of the paved roadway, not in ditches and in windrows  
no larger than 3 feet wide or 3 feet high. Absolutely  
**NO PILES PLEASE!** Leaves with sticks, rocks,  
grass clippings or other debris; in huge piles; in  
ditches; or with vehicles parked by the piles **WILL**  
**NOT BE COLLECTED!**

Any leaves collected after November 25th  
**MUST BE BAGGED** for pickup. **LEAVES NOT**  
**BAGGED AFTER THIS DATE WILL NOT BE**  
**PICKED UP.** Please call the Twp. Roadmaster  
at 570-672-2040 to have your bagged leaves  
picked up or with any questions.

# Ralpho Township Snow Policy

During the winter season it is the Road Crew's policy to begin salting, cindering and plowing as soon as it is necessary. There are 51 miles of roads within the Township. All major thoroughfares will be done first. Starting points for remaining roads will be alternated. After the initial pass, the plow will return to widen the path.



How you can help:

1. Do not drive unless absolutely necessary
2. Remove your vehicles from the roadways, park in your driveway or yard if necessary to allow the crews to plow without any obstructions. If your vehicle is not removed from the street, it will be plowed in.
3. Prevent street flooding by clearing catch basins near your home to allow rain and melting snow to enter the drainage system.
4. All snow plows are angled the same way (to the driver's right) and will automatically push the snow that direction. It is impossible for the equipment operators to avoid pushing snow into cleared driveways and sidewalks. If you must clear your driveway prior to completion of snow plowing, please keep in mind that the snow that is in front of the plow will unload wherever there is a cleared area. This is why snow is left in a cleared driveway as the street is plowed. Clearing an area on the side of the driveway from which the plow approaches will provide an area for the snow to unload before it reaches your driveway. This area needs to be at least five feet long and two to three feet wide.
5. It is **UNLAWFUL** to shovel, plow or snow blow any snow next to a fire hydrant or on any sidewalk or on any portion of the street or roadway.
6. Mailbox damage - the township is not responsible for any mailboxes that are located within the right of way, that are hit by snow, ice or snow plows.
7. Please be patient with the equipment operators. Snow removal is a stressful and time-consuming task. It is our mission to make the streets passable and as safe for motorists as we can in the shortest period of time. Every storm is different and poses different challenges.

Those residents who feel they have a legitimate complaint should call the office of the Roadmaster at 570-672-2040.

---

Parking is prohibited during winter maintenance and until said maintenance is completed on the street, whether or not a snow emergency is declared: Birchwyn Drive, Hillcrest Drive, Bradford Lane and Cameron Drive.



## **PennDOT Roads within Ralpho Township**

The following roadways are owned by PennDOT. Call PennDOT Maintenance office at 570-286-7178 to report problems related to road conditions on these Roadways anytime throughout the year.

- **Highway 54**
- **Highway 487**
- **Highway 61**
- **Mountain Road**
- **Airport Road**
- **Reading Turnpike**
- **Bottle Drive**
- **Penn Avenue**



## **Where Do My Real Estate Taxes Go?**

An average household real estate tax in Ralpho Township is approximately \$2,965. Below is a breakdown of what portion of that goes to which taxing authority.

- Total: \$2,965.00**
- County Tax: \$885.00 (29.8%)**
- Township Tax: \$210.00 (7.1%)**
- School Tax: \$1,870.00 (63.0%)**

## **Municipal Authority of Ralpho Township**

**DID YOU KNOW** it's illegal to have a sump pump, floor drain or downspout connected to the sewer system? Not only is it illegal to have these devices connected to the sewer system, it puts a tremendous strain on the operation of the sewer plant as well as increasing treatment costs to treat rain water.

Presently, the Sewer Authority is under a sewer connection moratorium by the Pennsylvania Department of Environmental Protection. We need to get our flows down. Please do your part and disconnect any sump pumps, floor drains or downspouts connected to the sewer system. The Authority will be continuing its Door-to-Door Inspection Program throughout the Township. The inspection will be a short 10-to-15-minute visit by a licensed home inspector to determine if there are any sump pumps, downspouts or floor drains that are illegally discharging water into the sewer system. If you receive a notice about scheduling an inspection, please contact the Municipal Authority Office at **570-672-9792** as soon as possible!

Please cooperate with any maintenance personnel you may see as we clean the right of ways, manholes, etc.

**Remember all 2025 Taxes MUST be postmarked or placed in the drop box by December 31<sup>st</sup>. If you have questions, please email the Tax Collector at [ralphotaxcollector@outlook.com](mailto:ralphotaxcollector@outlook.com).**

# Household Gun Storage Safety

For safe gun storage, firearms should be kept unloaded and locked, with ammunition stored separately. Secure gun safes, lock boxes, and cable or trigger locks are recommended tools for keeping guns inaccessible to children and unauthorized users.

Essential rules for safe gun storage

- **Store guns unloaded.** Always remove ammunition from a firearm before placing it into storage. This prevents unintentional discharges from handling or mechanical failures.
- **Store firearms locked.** Use a strong and effective locking method to secure the firearm, such as a safe or lock box.
- **Store ammunition separately.** Always keep ammunition locked and stored in a location separate from your firearm. This adds another layer of security and is a fundamental rule for responsible gun owners.
- **Control access.** The keys, combinations, or biometric information needed to unlock your storage should be known only by responsible adults in the household. These should be stored in a hidden, secure location.
- **Bolted safes.** To prevent theft, large safes should be bolted to the floor or a wall. This makes it difficult for a burglar to tip the safe over or remove it entirely.
- **Consider all risks.** Safe storage protects not only against accidental shootings involving children, but also against suicide and gun theft.

## Grant Projects Taking Place Soon



There will be a handicap access ramp installed at the back Municipal Gym Entrance this fall. The money for this project is through Community Development Block Grant. Please watch for construction and possibly different access into the gym while the project is completed.

---

Some playground updates will also be taking place in the spring. We ask that you be aware of the construction going on. This project is partially funded through a Department of Conservation and Natural Resources Grant awarded to the Township.



Sunday, November 2, 2025



# RALPHO TOWNSHIP

206 S. Market St., Suite 1 - Elysburg, PA 17824

**Phone:** 570-672-9236 - **Fax:** 570-672-1963

[ralphotownship.org](http://ralphotownship.org)

Remember: If you want little  
goblins to stop at your house  
to leave your porch light on



## Halloween Health & Safety Tips

Halloween is a time for spooky thrills and imagination. But the holiday also brings some extra risks for children and teens.

For example, did you know that child pedestrian injuries are more likely on Halloween than on any other night of the year? Help keep Halloween fun and safe for your family with these tips.

Safety on the trick-or-treat trail:

- Always accompany young children.
- Talk with kids about the risk of distracted walking.
- Cross the street as a group in established crosswalks.
- Don't assume cars will stop.
- Stay on well-lit streets and always use the sidewalk.

### Board of Supervisors

#### Chairman

Vincent Daubert

#### Vice Chairman

Stephen Major

#### Supervisors

Blaine Madara Jr.

Daniel Williams

Blaine Madara Sr.

#### Secretary/Treasurer

Debra Olson

[dolson@ralphotownship.org](mailto:dolson@ralphotownship.org)

#### Manager

Joseph Springer

[jspringer@ralphotownship.org](mailto:jspringer@ralphotownship.org)

#### Office Hours:

Mon, Tues, Thurs

8 a.m. to 4 p.m.

Wed & Fri by phone

#### Roadmaster:

Damion Beagle

570-672-2040

[roadmaster@ralphotownship.org](mailto:roadmaster@ralphotownship.org)

#### Code/Zoning Officer:

Mark Lyash

570-672-3844/570-898-0187

[codeoffice@ralphotownship.org](mailto:codeoffice@ralphotownship.org)

#### Meeting Schedules

All meetings are open to the public and held at the Township Building

#### Board of Supervisors

2<sup>nd</sup> Tuesday at 6:30 p.m.

#### Planning Commission

1<sup>st</sup> Tuesday at 6:30

# **SCHOOL BUS STOP SAFETY**



**Schools are back in session and that means students are back at their bus stops on State and Township roadways.**

## **Please follow the appropriate safety guidelines:**

- ✓ Motorists must stop at least 10 feet away from school buses that have their red lights flashing and stop arm extended.
- ✓ Motorists must stop when they are behind a bus, meeting the bus or approaching an intersection where a bus is stopped.
- ✓ Motorists following or traveling alongside a school bus must also stop until the red-lights have stopped flashing, the stop arm is withdrawn, and all children have reached safety.
- ✓ If physical barriers such as grassy medians, guide rails or concrete median barriers separate oncoming traffic from the bus, motorists in the opposing lanes may proceed without stopping.
- ✓ DO NOT PROCEED until all children have reached a place of safety.

## **Penalties and Fines Related to School Buses:**

- ✓ \$250 Fine
- ✓ Five points on your driving record
- ✓ 60-day license suspension



# **LEAF COLLECTION**

**Beginning Monday, October 20th &  
Ending on Tuesday, November 25<sup>th</sup>**

*There will be **NO SET STREET DAYS** Please  
Have your leaves ready for pickup at all  
times during the dates above*

**\*\*No leaf collection in any outlying areas  
within the Township\*\***


Residents are asked to rake leaves to the edge  
of the paved roadway, not in ditches and in windrows  
no larger than 3 feet wide or 3 feet high. Absolutely  
**NO PILES PLEASE!** Leaves with sticks, rocks,  
grass clippings or other debris; in huge piles; in  
ditches; or with vehicles parked by the piles **WILL**  
**NOT BE COLLECTED!**

Any leaves collected after November 25th  
**MUST BE BAGGED** for pickup. **LEAVES NOT**  
**BAGGED AFTER THIS DATE WILL NOT BE**  
**PICKED UP.** Please call the Twp. Roadmaster  
at 570-672-2040 to have your bagged leaves  
picked up or with any questions.



# Ralpho Township Snow Policy

During the winter season it is the Road Crew's policy to begin salting, cindering and plowing as soon as it is necessary. There are 51 miles of roads within the Township. All major thoroughfares will be done first. Starting points for remaining roads will be alternated. After the initial pass, the plow will return to widen the path.



How you can help:

1. Do not drive unless absolutely necessary
2. Remove your vehicles from the roadways, park in your driveway or yard if necessary to allow the crews to plow without any obstructions. If your vehicle is not removed from the street, it will be plowed in.
3. Prevent street flooding by clearing catch basins near your home to allow rain and melting snow to enter the drainage system.
4. All snow plows are angled the same way (to the driver's right) and will automatically push the snow that direction. It is impossible for the equipment operators to avoid pushing snow into cleared driveways and sidewalks. If you must clear your driveway prior to completion of snow plowing, please keep in mind that the snow that is in front of the plow will unload wherever there is a cleared area. This is why snow is left in a cleared driveway as the street is plowed. Clearing an area on the side of the driveway from which the plow approaches will provide an area for the snow to unload before it reaches your driveway. This area needs to be at least five feet long and two to three feet wide.
5. It is **UNLAWFUL** to shovel, plow or snow blow any snow next to a fire hydrant or on any sidewalk or on any portion of the street or roadway.
6. Mailbox damage - the township is not responsible for any mailboxes that are located within the right of way, that are hit by snow, ice or snow plows.
7. Please be patient with the equipment operators. Snow removal is a stressful and time-consuming task. It is our mission to make the streets passable and as safe for motorists as we can in the shortest period of time. Every storm is different and poses different challenges.

Those residents who feel they have a legitimate complaint should call the office of the Roadmaster at 570-672-2040.

---

Parking is prohibited during winter maintenance and until said maintenance is completed on the street, whether or not a snow emergency is declared: Birchwyn Drive, Hillcrest Drive, Bradford Lane and Cameron Drive.

## **PennDOT Roads within Ralpho Township**

The following roadways are owned by PennDOT. Call PennDOT Maintenance office at 570-286-7178 to report problems related to road conditions on these Roadways anytime throughout the year.

- **Highway 54**
- **Highway 487**
- **Highway 61**
- **Mountain Road**
- **Airport Road**
- **Reading Turnpike**
- **Bottle Drive**
- **Penn Avenue**



## **Where Do My Real Estate Taxes Go?**

An average household real estate tax in Ralpho Township is approximately \$2,965. Below is a breakdown of what portion of that goes to which taxing authority.

- Total: \$2,965.00**
- County Tax: \$885.00 (29.8%)**
- Township Tax: \$210.00 (7.1%)**
- School Tax: \$1,870.00 (63.0%)**

## **Municipal Authority of Ralpho Township**

**DID YOU KNOW** it's illegal to have a sump pump, floor drain or downspout connected to the sewer system? Not only is it illegal to have these devices connected to the sewer system, it puts a tremendous strain on the operation of the sewer plant as well as increasing treatment costs to treat rain water.

Presently, the Sewer Authority is under a sewer connection moratorium by the Pennsylvania Department of Environmental Protection. We need to get our flows down. Please do your part and disconnect any sump pumps, floor drains or downspouts connected to the sewer system. The Authority will be continuing its Door-to-Door Inspection Program throughout the Township. The inspection will be a short 10-to-15-minute visit by a licensed home inspector to determine if there are any sump pumps, downspouts or floor drains that are illegally discharging water into the sewer system. If you receive a notice about scheduling an inspection, please contact the Municipal Authority Office at **570-672-9792** as soon as possible!

Please cooperate with any maintenance personnel you may see as we clean the right of ways, manholes, etc.

**Remember all 2025 Taxes MUST be postmarked or placed in the drop box by December 31<sup>st</sup>. If you have questions, please email the Tax Collector at [ralphotaxcollector@outlook.com](mailto:ralphotaxcollector@outlook.com).**

# Household Gun Storage Safety

For safe gun storage, firearms should be kept unloaded and locked, with ammunition stored separately. Secure gun safes, lock boxes, and cable or trigger locks are recommended tools for keeping guns inaccessible to children and unauthorized users.

Essential rules for safe gun storage

- **Store guns unloaded.** Always remove ammunition from a firearm before placing it into storage. This prevents unintentional discharges from handling or mechanical failures.
- **Store firearms locked.** Use a strong and effective locking method to secure the firearm, such as a safe or lock box.
- **Store ammunition separately.** Always keep ammunition locked and stored in a location separate from your firearm. This adds another layer of security and is a fundamental rule for responsible gun owners.
- **Control access.** The keys, combinations, or biometric information needed to unlock your storage should be known only by responsible adults in the household. These should be stored in a hidden, secure location.
- **Bolted safes.** To prevent theft, large safes should be bolted to the floor or a wall. This makes it difficult for a burglar to tip the safe over or remove it entirely.
- **Consider all risks.** Safe storage protects not only against accidental shootings involving children, but also against suicide and gun theft.

## Grant Projects Taking Place Soon



There will be a handicap access ramp installed at the back Municipal Gym Entrance this fall. The money for this project is through Community Development Block Grant. Please watch for construction and possibly different access into the gym while the project is completed.

---

Some playground updates will also be taking place in the spring. We ask that you be aware of the construction going on. This project is partially funded through a Department of Conservation and Natural Resources Grant awarded to the Township.



Sunday, November 2, 2025



# RALPHO TOWNSHIP

206 S. Market St., Suite 1 - Elysburg, PA 17824

**Phone:** 570-672-9236 - **Fax:** 570-672-1963

[ralphotownship.org](http://ralphotownship.org)

Remember: If you want little  
goblins to stop at your house  
to leave your porch light on



## Halloween Health & Safety Tips

Halloween is a time for spooky thrills and imagination. But the holiday also brings some extra risks for children and teens.

For example, did you know that child pedestrian injuries are more likely on Halloween than on any other night of the year? Help keep Halloween fun and safe for your family with these tips.

Safety on the trick-or-treat trail:

- Always accompany young children.
- Talk with kids about the risk of distracted walking.
- Cross the street as a group in established crosswalks.
- Don't assume cars will stop.
- Stay on well-lit streets and always use the sidewalk.

### Board of Supervisors

#### Chairman

Vincent Daubert

#### Vice Chairman

Stephen Major

#### Supervisors

Blaine Madara Jr.

Daniel Williams

Blaine Madara Sr.

#### Secretary/Treasurer

Debra Olson

[dolson@ralphotownship.org](mailto:dolson@ralphotownship.org)

#### Manager

Joseph Springer

[jspringer@ralphotownship.org](mailto:jspringer@ralphotownship.org)

#### Office Hours:

Mon, Tues, Thurs

8 a.m. to 4 p.m.

Wed & Fri by phone

#### Roadmaster:

Damion Beagle

570-672-2040

[roadmaster@ralphotownship.org](mailto:roadmaster@ralphotownship.org)

#### Code/Zoning Officer:

Mark Lyash

570-672-3844/570-898-0187

[codeoffice@ralphotownship.org](mailto:codeoffice@ralphotownship.org)

#### Meeting Schedules

All meetings are open to the public and held at the Township Building

#### Board of Supervisors

2<sup>nd</sup> Tuesday at 6:30 p.m.

#### Planning Commission

1<sup>st</sup> Tuesday at 6:30

# **SCHOOL BUS STOP SAFETY**



**Schools are back in session and that means students are back at their bus stops on State and Township roadways.**

## **Please follow the appropriate safety guidelines:**

- ✓ Motorists must stop at least 10 feet away from school buses that have their red lights flashing and stop arm extended.
- ✓ Motorists must stop when they are behind a bus, meeting the bus or approaching an intersection where a bus is stopped.
- ✓ Motorists following or traveling alongside a school bus must also stop until the red-lights have stopped flashing, the stop arm is withdrawn, and all children have reached safety.
- ✓ If physical barriers such as grassy medians, guide rails or concrete median barriers separate oncoming traffic from the bus, motorists in the opposing lanes may proceed without stopping.
- ✓ DO NOT PROCEED until all children have reached a place of safety.

## **Penalties and Fines Related to School Buses:**

- ✓ \$250 Fine
- ✓ Five points on your driving record
- ✓ 60-day license suspension





# **LEAF COLLECTION**

**Beginning Monday, October 20th &  
Ending on Tuesday, November 25<sup>th</sup>**

*There will be **NO SET STREET DAYS** Please  
Have your leaves ready for pickup at all  
times during the dates above*


**\*\*No leaf collection in any outlying areas  
within the Township\*\***

Residents are asked to rake leaves to the edge  
of the paved roadway, not in ditches and in windrows  
no larger than 3 feet wide or 3 feet high. Absolutely  
**NO PILES PLEASE!** Leaves with sticks, rocks,  
grass clippings or other debris; in huge piles; in  
ditches; or with vehicles parked by the piles **WILL**  
**NOT BE COLLECTED!**

Any leaves collected after November 25th  
**MUST BE BAGGED** for pickup. **LEAVES NOT**  
**BAGGED AFTER THIS DATE WILL NOT BE**  
**PICKED UP.** Please call the Twp. Roadmaster  
at 570-672-2040 to have your bagged leaves  
picked up or with any questions.

# Ralpho Township Snow Policy

During the winter season it is the Road Crew's policy to begin salting, cindering and plowing as soon as it is necessary. There are 51 miles of roads within the Township. All major thoroughfares will be done first. Starting points for remaining roads will be alternated. After the initial pass, the plow will return to widen the path.



How you can help:

1. Do not drive unless absolutely necessary
2. Remove your vehicles from the roadways, park in your driveway or yard if necessary to allow the crews to plow without any obstructions. If your vehicle is not removed from the street, it will be plowed in.
3. Prevent street flooding by clearing catch basins near your home to allow rain and melting snow to enter the drainage system.
4. All snow plows are angled the same way (to the driver's right) and will automatically push the snow that direction. It is impossible for the equipment operators to avoid pushing snow into cleared driveways and sidewalks. If you must clear your driveway prior to completion of snow plowing, please keep in mind that the snow that is in front of the plow will unload wherever there is a cleared area. This is why snow is left in a cleared driveway as the street is plowed. Clearing an area on the side of the driveway from which the plow approaches will provide an area for the snow to unload before it reaches your driveway. This area needs to be at least five feet long and two to three feet wide.
5. It is **UNLAWFUL** to shovel, plow or snow blow any snow next to a fire hydrant or on any sidewalk or on any portion of the street or roadway.
6. Mailbox damage - the township is not responsible for any mailboxes that are located within the right of way, that are hit by snow, ice or snow plows.
7. Please be patient with the equipment operators. Snow removal is a stressful and time-consuming task. It is our mission to make the streets passable and as safe for motorists as we can in the shortest period of time. Every storm is different and poses different challenges.

Those residents who feel they have a legitimate complaint should call the office of the Roadmaster at 570-672-2040.

---

Parking is prohibited during winter maintenance and until said maintenance is completed on the street, whether or not a snow emergency is declared: Birchwyn Drive, Hillcrest Drive, Bradford Lane and Cameron Drive.

## **PennDOT Roads within Ralpho Township**

The following roadways are owned by PennDOT. Call PennDOT Maintenance office at 570-286-7178 to report problems related to road conditions on these Roadways anytime throughout the year.

- **Highway 54**
- **Highway 487**
- **Highway 61**
- **Mountain Road**
- **Airport Road**
- **Reading Turnpike**
- **Bottle Drive**
- **Penn Avenue**



## **Where Do My Real Estate Taxes Go?**

An average household real estate tax in Ralpho Township is approximately \$2,965. Below is a breakdown of what portion of that goes to which taxing authority.

- Total: \$2,965.00**
- County Tax: \$885.00 (29.8%)**
- Township Tax: \$210.00 (7.1%)**
- School Tax: \$1,870.00 (63.0%)**

## **Municipal Authority of Ralpho Township**

**DID YOU KNOW** it's illegal to have a sump pump, floor drain or downspout connected to the sewer system? Not only is it illegal to have these devices connected to the sewer system, it puts a tremendous strain on the operation of the sewer plant as well as increasing treatment costs to treat rain water.

Presently, the Sewer Authority is under a sewer connection moratorium by the Pennsylvania Department of Environmental Protection. We need to get our flows down. Please do your part and disconnect any sump pumps, floor drains or downspouts connected to the sewer system. The Authority will be continuing its Door-to-Door Inspection Program throughout the Township. The inspection will be a short 10-to-15-minute visit by a licensed home inspector to determine if there are any sump pumps, downspouts or floor drains that are illegally discharging water into the sewer system. If you receive a notice about scheduling an inspection, please contact the Municipal Authority Office at **570-672-9792** as soon as possible!

Please cooperate with any maintenance personnel you may see as we clean the right of ways, manholes, etc.

**Remember all 2025 Taxes MUST be postmarked or placed in the drop box by December 31<sup>st</sup>. If you have questions, please email the Tax Collector at [ralphotaxcollector@outlook.com](mailto:ralphotaxcollector@outlook.com).**

# Household Gun Storage Safety

For safe gun storage, firearms should be kept unloaded and locked, with ammunition stored separately. Secure gun safes, lock boxes, and cable or trigger locks are recommended tools for keeping guns inaccessible to children and unauthorized users.

Essential rules for safe gun storage

- **Store guns unloaded.** Always remove ammunition from a firearm before placing it into storage. This prevents unintentional discharges from handling or mechanical failures.
- **Store firearms locked.** Use a strong and effective locking method to secure the firearm, such as a safe or lock box.
- **Store ammunition separately.** Always keep ammunition locked and stored in a location separate from your firearm. This adds another layer of security and is a fundamental rule for responsible gun owners.
- **Control access.** The keys, combinations, or biometric information needed to unlock your storage should be known only by responsible adults in the household. These should be stored in a hidden, secure location.
- **Bolted safes.** To prevent theft, large safes should be bolted to the floor or a wall. This makes it difficult for a burglar to tip the safe over or remove it entirely.
- **Consider all risks.** Safe storage protects not only against accidental shootings involving children, but also against suicide and gun theft.

## Grant Projects Taking Place Soon



There will be a handicap access ramp installed at the back Municipal Gym Entrance this fall. The money for this project is through Community Development Block Grant. Please watch for construction and possibly different access into the gym while the project is completed.

---

Some playground updates will also be taking place in the spring. We ask that you be aware of the construction going on. This project is partially funded through a Department of Conservation and Natural Resources Grant awarded to the Township.



Sunday, November 2, 2025



# RALPHO TOWNSHIP

206 S. Market St., Suite 1 - Elysburg, PA 17824

**Phone:** 570-672-9236 - **Fax:** 570-672-1963

[ralphotownship.org](http://ralphotownship.org)

Remember: If you want little  
goblins to stop at your house  
to leave your porch light on



## Halloween Health & Safety Tips

Halloween is a time for spooky thrills and imagination. But the holiday also brings some extra risks for children and teens.

For example, did you know that child pedestrian injuries are more likely on Halloween than on any other night of the year? Help keep Halloween fun and safe for your family with these tips.

Safety on the trick-or-treat trail:

- Always accompany young children.
- Talk with kids about the risk of distracted walking.
- Cross the street as a group in established crosswalks.
- Don't assume cars will stop.
- Stay on well-lit streets and always use the sidewalk.

### Board of Supervisors

#### Chairman

Vincent Daubert

#### Vice Chairman

Stephen Major

#### Supervisors

Blaine Madara Jr.

Daniel Williams

Blaine Madara Sr.

#### Secretary/Treasurer

Debra Olson

[dolson@ralphotownship.org](mailto:dolson@ralphotownship.org)

#### Manager

Joseph Springer

[jspringer@ralphotownship.org](mailto:jspringer@ralphotownship.org)

#### Office Hours:

Mon, Tues, Thurs

8 a.m. to 4 p.m.

Wed & Fri by phone

#### Roadmaster:

Damion Beagle

570-672-2040

[roadmaster@ralphotownship.org](mailto:roadmaster@ralphotownship.org)

#### Code/Zoning Officer:

Mark Lyash

570-672-3844/570-898-0187

[codeoffice@ralphotownship.org](mailto:codeoffice@ralphotownship.org)

#### Meeting Schedules

All meetings are open to the public and held at the Township Building

#### Board of Supervisors

2<sup>nd</sup> Tuesday at 6:30 p.m.

#### Planning Commission

1<sup>st</sup> Tuesday at 6:30



# **SCHOOL BUS STOP SAFETY**



**Schools are back in session and that means students are back at their bus stops on State and Township roadways.**

## **Please follow the appropriate safety guidelines:**

- ✓ Motorists must stop at least 10 feet away from school buses that have their red lights flashing and stop arm extended.
- ✓ Motorists must stop when they are behind a bus, meeting the bus or approaching an intersection where a bus is stopped.
- ✓ Motorists following or traveling alongside a school bus must also stop until the red-lights have stopped flashing, the stop arm is withdrawn, and all children have reached safety.
- ✓ If physical barriers such as grassy medians, guide rails or concrete median barriers separate oncoming traffic from the bus, motorists in the opposing lanes may proceed without stopping.
- ✓ DO NOT PROCEED until all children have reached a place of safety.

## **Penalties and Fines Related to School Buses:**

- ✓ \$250 Fine
- ✓ Five points on your driving record
- ✓ 60-day license suspension



# **LEAF COLLECTION**

**Beginning Monday, October 20th &  
Ending on Tuesday, November 25<sup>th</sup>**

*There will be **NO SET STREET DAYS** Please  
Have your leaves ready for pickup at all  
times during the dates above*


**\*\*No leaf collection in any outlying areas  
within the Township\*\***

Residents are asked to rake leaves to the edge  
of the paved roadway, not in ditches and in windrows  
no larger than 3 feet wide or 3 feet high. Absolutely  
**NO PILES PLEASE!** Leaves with sticks, rocks,  
grass clippings or other debris; in huge piles; in  
ditches; or with vehicles parked by the piles **WILL**  
**NOT BE COLLECTED!**

Any leaves collected after November 25th  
**MUST BE BAGGED** for pickup. **LEAVES NOT**  
**BAGGED AFTER THIS DATE WILL NOT BE**  
**PICKED UP.** Please call the Twp. Roadmaster  
at 570-672-2040 to have your bagged leaves  
picked up or with any questions.

# Ralpho Township Snow Policy

During the winter season it is the Road Crew's policy to begin salting, cindering and plowing as soon as it is necessary. There are 51 miles of roads within the Township. All major thoroughfares will be done first. Starting points for remaining roads will be alternated. After the initial pass, the plow will return to widen the path.



How you can help:

1. Do not drive unless absolutely necessary
2. Remove your vehicles from the roadways, park in your driveway or yard if necessary to allow the crews to plow without any obstructions. If your vehicle is not removed from the street, it will be plowed in.
3. Prevent street flooding by clearing catch basins near your home to allow rain and melting snow to enter the drainage system.
4. All snow plows are angled the same way (to the driver's right) and will automatically push the snow that direction. It is impossible for the equipment operators to avoid pushing snow into cleared driveways and sidewalks. If you must clear your driveway prior to completion of snow plowing, please keep in mind that the snow that is in front of the plow will unload wherever there is a cleared area. This is why snow is left in a cleared driveway as the street is plowed. Clearing an area on the side of the driveway from which the plow approaches will provide an area for the snow to unload before it reaches your driveway. This area needs to be at least five feet long and two to three feet wide.
5. It is **UNLAWFUL** to shovel, plow or snow blow any snow next to a fire hydrant or on any sidewalk or on any portion of the street or roadway.
6. Mailbox damage - the township is not responsible for any mailboxes that are located within the right of way, that are hit by snow, ice or snow plows.
7. Please be patient with the equipment operators. Snow removal is a stressful and time-consuming task. It is our mission to make the streets passable and as safe for motorists as we can in the shortest period of time. Every storm is different and poses different challenges.

Those residents who feel they have a legitimate complaint should call the office of the Roadmaster at 570-672-2040.

---

Parking is prohibited during winter maintenance and until said maintenance is completed on the street, whether or not a snow emergency is declared: Birchwyn Drive, Hillcrest Drive, Bradford Lane and Cameron Drive.

## **PennDOT Roads within Ralpho Township**

The following roadways are owned by PennDOT. Call PennDOT Maintenance office at 570-286-7178 to report problems related to road conditions on these Roadways anytime throughout the year.

- **Highway 54**
- **Highway 487**
- **Highway 61**
- **Mountain Road**
- **Airport Road**
- **Reading Turnpike**
- **Bottle Drive**
- **Penn Avenue**



## **Where Do My Real Estate Taxes Go?**

An average household real estate tax in Ralpho Township is approximately \$2,965. Below is a breakdown of what portion of that goes to which taxing authority.

- Total: \$2,965.00**
- County Tax: \$885.00 (29.8%)**
- Township Tax: \$210.00 (7.1%)**
- School Tax: \$1,870.00 (63.0%)**

## **Municipal Authority of Ralpho Township**

**DID YOU KNOW** it's illegal to have a sump pump, floor drain or downspout connected to the sewer system? Not only is it illegal to have these devices connected to the sewer system, it puts a tremendous strain on the operation of the sewer plant as well as increasing treatment costs to treat rain water.

Presently, the Sewer Authority is under a sewer connection moratorium by the Pennsylvania Department of Environmental Protection. We need to get our flows down. Please do your part and disconnect any sump pumps, floor drains or downspouts connected to the sewer system. The Authority will be continuing its Door-to-Door Inspection Program throughout the Township. The inspection will be a short 10-to-15-minute visit by a licensed home inspector to determine if there are any sump pumps, downspouts or floor drains that are illegally discharging water into the sewer system. If you receive a notice about scheduling an inspection, please contact the Municipal Authority Office at **570-672-9792** as soon as possible!

Please cooperate with any maintenance personnel you may see as we clean the right of ways, manholes, etc.

**Remember all 2025 Taxes MUST be postmarked or placed in the drop box by December 31<sup>st</sup>. If you have questions, please email the Tax Collector at [ralphotaxcollector@outlook.com](mailto:ralphotaxcollector@outlook.com).**

# Household Gun Storage Safety

For safe gun storage, firearms should be kept unloaded and locked, with ammunition stored separately. Secure gun safes, lock boxes, and cable or trigger locks are recommended tools for keeping guns inaccessible to children and unauthorized users.

Essential rules for safe gun storage

- **Store guns unloaded.** Always remove ammunition from a firearm before placing it into storage. This prevents unintentional discharges from handling or mechanical failures.
- **Store firearms locked.** Use a strong and effective locking method to secure the firearm, such as a safe or lock box.
- **Store ammunition separately.** Always keep ammunition locked and stored in a location separate from your firearm. This adds another layer of security and is a fundamental rule for responsible gun owners.
- **Control access.** The keys, combinations, or biometric information needed to unlock your storage should be known only by responsible adults in the household. These should be stored in a hidden, secure location.
- **Bolted safes.** To prevent theft, large safes should be bolted to the floor or a wall. This makes it difficult for a burglar to tip the safe over or remove it entirely.
- **Consider all risks.** Safe storage protects not only against accidental shootings involving children, but also against suicide and gun theft.

## Grant Projects Taking Place Soon



There will be a handicap access ramp installed at the back Municipal Gym Entrance this fall. The money for this project is through Community Development Block Grant. Please watch for construction and possibly different access into the gym while the project is completed.

---

Some playground updates will also be taking place in the spring. We ask that you be aware of the construction going on. This project is partially funded through a Department of Conservation and Natural Resources Grant awarded to the Township.



Sunday, November 2, 2025





# RALPHO TOWNSHIP

206 S. Market St., Suite 1 - Elysburg, PA 17824

**Phone:** 570-672-9236 - **Fax:** 570-672-1963

[ralphotownship.org](http://ralphotownship.org)

Remember: If you want little  
goblins to stop at your house  
to leave your porch light on



## Halloween Health & Safety Tips

Halloween is a time for spooky thrills and imagination. But the holiday also brings some extra risks for children and teens.

For example, did you know that child pedestrian injuries are more likely on Halloween than on any other night of the year? Help keep Halloween fun and safe for your family with these tips.

Safety on the trick-or-treat trail:

- Always accompany young children.
- Talk with kids about the risk of distracted walking.
- Cross the street as a group in established crosswalks.
- Don't assume cars will stop.
- Stay on well-lit streets and always use the sidewalk.

### Board of Supervisors

#### Chairman

Vincent Daubert

#### Vice Chairman

Stephen Major

#### Supervisors

Blaine Madara Jr.

Daniel Williams

Blaine Madara Sr.

#### Secretary/Treasurer

Debra Olson

[dolson@ralphotownship.org](mailto:dolson@ralphotownship.org)

#### Manager

Joseph Springer

[jspringer@ralphotownship.org](mailto:jspringer@ralphotownship.org)

#### Office Hours:

Mon, Tues, Thurs

8 a.m. to 4 p.m.

Wed & Fri by phone

#### Roadmaster:

Damion Beagle

570-672-2040

[roadmaster@ralphotownship.org](mailto:roadmaster@ralphotownship.org)

#### Code/Zoning Officer:

Mark Lyash

570-672-3844/570-898-0187

[codeoffice@ralphotownship.org](mailto:codeoffice@ralphotownship.org)

#### Meeting Schedules

All meetings are open to the public and held at the Township Building

#### Board of Supervisors

2<sup>nd</sup> Tuesday at 6:30 p.m.

#### Planning Commission

1<sup>st</sup> Tuesday at 6:30

# **SCHOOL BUS STOP SAFETY**



**Schools are back in session and that means students are back at their bus stops on State and Township roadways.**

## **Please follow the appropriate safety guidelines:**

- ✓ Motorists must stop at least 10 feet away from school buses that have their red lights flashing and stop arm extended.
- ✓ Motorists must stop when they are behind a bus, meeting the bus or approaching an intersection where a bus is stopped.
- ✓ Motorists following or traveling alongside a school bus must also stop until the red-lights have stopped flashing, the stop arm is withdrawn, and all children have reached safety.
- ✓ If physical barriers such as grassy medians, guide rails or concrete median barriers separate oncoming traffic from the bus, motorists in the opposing lanes may proceed without stopping.
- ✓ DO NOT PROCEED until all children have reached a place of safety.

## **Penalties and Fines Related to School Buses:**

- ✓ \$250 Fine
- ✓ Five points on your driving record
- ✓ 60-day license suspension



# **LEAF COLLECTION**

**Beginning Monday, October 20th &  
Ending on Tuesday, November 25<sup>th</sup>**

*There will be **NO SET STREET DAYS** Please  
Have your leaves ready for pickup at all  
times during the dates above*


**\*\*No leaf collection in any outlying areas  
within the Township\*\***

Residents are asked to rake leaves to the edge  
of the paved roadway, not in ditches and in windrows  
no larger than 3 feet wide or 3 feet high. Absolutely  
**NO PILES PLEASE!** Leaves with sticks, rocks,  
grass clippings or other debris; in huge piles; in  
ditches; or with vehicles parked by the piles **WILL**  
**NOT BE COLLECTED!**

Any leaves collected after November 25th  
**MUST BE BAGGED** for pickup. **LEAVES NOT**  
**BAGGED AFTER THIS DATE WILL NOT BE**  
**PICKED UP.** Please call the Twp. Roadmaster  
at 570-672-2040 to have your bagged leaves  
picked up or with any questions.

# Ralpho Township Snow Policy

During the winter season it is the Road Crew's policy to begin salting, cindering and plowing as soon as it is necessary. There are 51 miles of roads within the Township. All major thoroughfares will be done first. Starting points for remaining roads will be alternated. After the initial pass, the plow will return to widen the path.



How you can help:

1. Do not drive unless absolutely necessary
2. Remove your vehicles from the roadways, park in your driveway or yard if necessary to allow the crews to plow without any obstructions. If your vehicle is not removed from the street, it will be plowed in.
3. Prevent street flooding by clearing catch basins near your home to allow rain and melting snow to enter the drainage system.
4. All snow plows are angled the same way (to the driver's right) and will automatically push the snow that direction. It is impossible for the equipment operators to avoid pushing snow into cleared driveways and sidewalks. If you must clear your driveway prior to completion of snow plowing, please keep in mind that the snow that is in front of the plow will unload wherever there is a cleared area. This is why snow is left in a cleared driveway as the street is plowed. Clearing an area on the side of the driveway from which the plow approaches will provide an area for the snow to unload before it reaches your driveway. This area needs to be at least five feet long and two to three feet wide.
5. It is **UNLAWFUL** to shovel, plow or snow blow any snow next to a fire hydrant or on any sidewalk or on any portion of the street or roadway.
6. Mailbox damage - the township is not responsible for any mailboxes that are located within the right of way, that are hit by snow, ice or snow plows.
7. Please be patient with the equipment operators. Snow removal is a stressful and time-consuming task. It is our mission to make the streets passable and as safe for motorists as we can in the shortest period of time. Every storm is different and poses different challenges.

Those residents who feel they have a legitimate complaint should call the office of the Roadmaster at 570-672-2040.

---

Parking is prohibited during winter maintenance and until said maintenance is completed on the street, whether or not a snow emergency is declared: Birchwyn Drive, Hillcrest Drive, Bradford Lane and Cameron Drive.

## **PennDOT Roads within Ralpho Township**

The following roadways are owned by PennDOT. Call PennDOT Maintenance office at 570-286-7178 to report problems related to road conditions on these Roadways anytime throughout the year.

- **Highway 54**
- **Highway 487**
- **Highway 61**
- **Mountain Road**
- **Airport Road**
- **Reading Turnpike**
- **Bottle Drive**
- **Penn Avenue**



## **Where Do My Real Estate Taxes Go?**

An average household real estate tax in Ralpho Township is approximately \$2,965. Below is a breakdown of what portion of that goes to which taxing authority.

- Total: \$2,965.00**
- County Tax: \$885.00 (29.8%)**
- Township Tax: \$210.00 (7.1%)**
- School Tax: \$1,870.00 (63.0%)**

## **Municipal Authority of Ralpho Township**

**DID YOU KNOW** it's illegal to have a sump pump, floor drain or downspout connected to the sewer system? Not only is it illegal to have these devices connected to the sewer system, it puts a tremendous strain on the operation of the sewer plant as well as increasing treatment costs to treat rain water.

Presently, the Sewer Authority is under a sewer connection moratorium by the Pennsylvania Department of Environmental Protection. We need to get our flows down. Please do your part and disconnect any sump pumps, floor drains or downspouts connected to the sewer system. The Authority will be continuing its Door-to-Door Inspection Program throughout the Township. The inspection will be a short 10-to-15-minute visit by a licensed home inspector to determine if there are any sump pumps, downspouts or floor drains that are illegally discharging water into the sewer system. If you receive a notice about scheduling an inspection, please contact the Municipal Authority Office at **570-672-9792** as soon as possible!

Please cooperate with any maintenance personnel you may see as we clean the right of ways, manholes, etc.

**Remember all 2025 Taxes MUST be postmarked or placed in the drop box by December 31<sup>st</sup>. If you have questions, please email the Tax Collector at [ralphotaxcollector@outlook.com](mailto:ralphotaxcollector@outlook.com).**



# Household Gun Storage Safety

For safe gun storage, firearms should be kept unloaded and locked, with ammunition stored separately. Secure gun safes, lock boxes, and cable or trigger locks are recommended tools for keeping guns inaccessible to children and unauthorized users.

Essential rules for safe gun storage

- **Store guns unloaded.** Always remove ammunition from a firearm before placing it into storage. This prevents unintentional discharges from handling or mechanical failures.
- **Store firearms locked.** Use a strong and effective locking method to secure the firearm, such as a safe or lock box.
- **Store ammunition separately.** Always keep ammunition locked and stored in a location separate from your firearm. This adds another layer of security and is a fundamental rule for responsible gun owners.
- **Control access.** The keys, combinations, or biometric information needed to unlock your storage should be known only by responsible adults in the household. These should be stored in a hidden, secure location.
- **Bolted safes.** To prevent theft, large safes should be bolted to the floor or a wall. This makes it difficult for a burglar to tip the safe over or remove it entirely.
- **Consider all risks.** Safe storage protects not only against accidental shootings involving children, but also against suicide and gun theft.

## Grant Projects Taking Place Soon



There will be a handicap access ramp installed at the back Municipal Gym Entrance this fall. The money for this project is through Community Development Block Grant. Please watch for construction and possibly different access into the gym while the project is completed.

---

Some playground updates will also be taking place in the spring. We ask that you be aware of the construction going on. This project is partially funded through a Department of Conservation and Natural Resources Grant awarded to the Township.





# RALPHO TOWNSHIP

206 S. Market St., Suite 1 - Elysburg, PA 17824

**Phone:** 570-672-9236 - **Fax:** 570-672-1963

[ralphotownship.org](http://ralphotownship.org)

Remember: If you want little  
goblins to stop at your house  
to leave your porch light on



## Halloween Health & Safety Tips

Halloween is a time for spooky thrills and imagination. But the holiday also brings some extra risks for children and teens.

For example, did you know that child pedestrian injuries are more likely on Halloween than on any other night of the year? Help keep Halloween fun and safe for your family with these tips.

Safety on the trick-or-treat trail:

- Always accompany young children.
- Talk with kids about the risk of distracted walking.
- Cross the street as a group in established crosswalks.
- Don't assume cars will stop.
- Stay on well-lit streets and always use the sidewalk.

### Board of Supervisors

#### Chairman

Vincent Daubert

#### Vice Chairman

Stephen Major

#### Supervisors

Blaine Madara Jr.

Daniel Williams

Blaine Madara Sr.

#### Secretary/Treasurer

Debra Olson

[dolson@ralphotownship.org](mailto:dolson@ralphotownship.org)

#### Manager

Joseph Springer

[jspringer@ralphotownship.org](mailto:jspringer@ralphotownship.org)

#### Office Hours:

Mon, Tues, Thurs

8 a.m. to 4 p.m.

Wed & Fri by phone

#### Roadmaster:

Damion Beagle

570-672-2040

[roadmaster@ralphotownship.org](mailto:roadmaster@ralphotownship.org)

#### Code/Zoning Officer:

Mark Lyash

570-672-3844/570-898-0187

[codeoffice@ralphotownship.org](mailto:codeoffice@ralphotownship.org)

#### Meeting Schedules

All meetings are open to the public and held at the Township Building

#### Board of Supervisors

2<sup>nd</sup> Tuesday at 6:30 p.m.

#### Planning Commission

1<sup>st</sup> Tuesday at 6:30

# **SCHOOL BUS STOP SAFETY**



**Schools are back in session and that means students are back at their bus stops on State and Township roadways.**

## **Please follow the appropriate safety guidelines:**

- ✓ Motorists must stop at least 10 feet away from school buses that have their red lights flashing and stop arm extended.
- ✓ Motorists must stop when they are behind a bus, meeting the bus or approaching an intersection where a bus is stopped.
- ✓ Motorists following or traveling alongside a school bus must also stop until the red-lights have stopped flashing, the stop arm is withdrawn, and all children have reached safety.
- ✓ If physical barriers such as grassy medians, guide rails or concrete median barriers separate oncoming traffic from the bus, motorists in the opposing lanes may proceed without stopping.
- ✓ DO NOT PROCEED until all children have reached a place of safety.

## **Penalties and Fines Related to School Buses:**

- ✓ \$250 Fine
- ✓ Five points on your driving record
- ✓ 60-day license suspension



# **LEAF COLLECTION**

**Beginning Monday, October 20th &  
Ending on Tuesday, November 25<sup>th</sup>**

*There will be **NO SET STREET DAYS** Please  
Have your leaves ready for pickup at all  
times during the dates above*


**\*\*No leaf collection in any outlying areas  
within the Township\*\***

Residents are asked to rake leaves to the edge  
of the paved roadway, not in ditches and in windrows  
no larger than 3 feet wide or 3 feet high. Absolutely  
**NO PILES PLEASE!** Leaves with sticks, rocks,  
grass clippings or other debris; in huge piles; in  
ditches; or with vehicles parked by the piles **WILL**  
**NOT BE COLLECTED!**

Any leaves collected after November 25th  
**MUST BE BAGGED** for pickup. **LEAVES NOT**  
**BAGGED AFTER THIS DATE WILL NOT BE**  
**PICKED UP.** Please call the Twp. Roadmaster  
at 570-672-2040 to have your bagged leaves  
picked up or with any questions.

# Ralpho Township Snow Policy

During the winter season it is the Road Crew's policy to begin salting, cindering and plowing as soon as it is necessary. There are 51 miles of roads within the Township. All major thoroughfares will be done first. Starting points for remaining roads will be alternated. After the initial pass, the plow will return to widen the path.



How you can help:

1. Do not drive unless absolutely necessary
2. Remove your vehicles from the roadways, park in your driveway or yard if necessary to allow the crews to plow without any obstructions. If your vehicle is not removed from the street, it will be plowed in.
3. Prevent street flooding by clearing catch basins near your home to allow rain and melting snow to enter the drainage system.
4. All snow plows are angled the same way (to the driver's right) and will automatically push the snow that direction. It is impossible for the equipment operators to avoid pushing snow into cleared driveways and sidewalks. If you must clear your driveway prior to completion of snow plowing, please keep in mind that the snow that is in front of the plow will unload wherever there is a cleared area. This is why snow is left in a cleared driveway as the street is plowed. Clearing an area on the side of the driveway from which the plow approaches will provide an area for the snow to unload before it reaches your driveway. This area needs to be at least five feet long and two to three feet wide.
5. It is **UNLAWFUL** to shovel, plow or snow blow any snow next to a fire hydrant or on any sidewalk or on any portion of the street or roadway.
6. Mailbox damage - the township is not responsible for any mailboxes that are located within the right of way, that are hit by snow, ice or snow plows.
7. Please be patient with the equipment operators. Snow removal is a stressful and time-consuming task. It is our mission to make the streets passable and as safe for motorists as we can in the shortest period of time. Every storm is different and poses different challenges.

Those residents who feel they have a legitimate complaint should call the office of the Roadmaster at 570-672-2040.

---

Parking is prohibited during winter maintenance and until said maintenance is completed on the street, whether or not a snow emergency is declared: Birchwyn Drive, Hillcrest Drive, Bradford Lane and Cameron Drive.



## **PennDOT Roads within Ralpho Township**

The following roadways are owned by PennDOT. Call PennDOT Maintenance office at 570-286-7178 to report problems related to road conditions on these Roadways anytime throughout the year.

- **Highway 54**
- **Highway 487**
- **Highway 61**
- **Mountain Road**
- **Airport Road**
- **Reading Turnpike**
- **Bottle Drive**
- **Penn Avenue**



## **Where Do My Real Estate Taxes Go?**

An average household real estate tax in Ralpho Township is approximately \$2,965. Below is a breakdown of what portion of that goes to which taxing authority.

- Total: \$2,965.00**
- County Tax: \$885.00 (29.8%)**
- Township Tax: \$210.00 (7.1%)**
- School Tax: \$1,870.00 (63.0%)**

## **Municipal Authority of Ralpho Township**

**DID YOU KNOW** it's illegal to have a sump pump, floor drain or downspout connected to the sewer system? Not only is it illegal to have these devices connected to the sewer system, it puts a tremendous strain on the operation of the sewer plant as well as increasing treatment costs to treat rain water.

Presently, the Sewer Authority is under a sewer connection moratorium by the Pennsylvania Department of Environmental Protection. We need to get our flows down. Please do your part and disconnect any sump pumps, floor drains or downspouts connected to the sewer system. The Authority will be continuing its Door-to-Door Inspection Program throughout the Township. The inspection will be a short 10-to-15-minute visit by a licensed home inspector to determine if there are any sump pumps, downspouts or floor drains that are illegally discharging water into the sewer system. If you receive a notice about scheduling an inspection, please contact the Municipal Authority Office at **570-672-9792** as soon as possible!

Please cooperate with any maintenance personnel you may see as we clean the right of ways, manholes, etc.

**Remember all 2025 Taxes MUST be postmarked or placed in the drop box by December 31<sup>st</sup>. If you have questions, please email the Tax Collector at [ralphotaxcollector@outlook.com](mailto:ralphotaxcollector@outlook.com).**

# Household Gun Storage Safety

For safe gun storage, firearms should be kept unloaded and locked, with ammunition stored separately. Secure gun safes, lock boxes, and cable or trigger locks are recommended tools for keeping guns inaccessible to children and unauthorized users.

Essential rules for safe gun storage

- **Store guns unloaded.** Always remove ammunition from a firearm before placing it into storage. This prevents unintentional discharges from handling or mechanical failures.
- **Store firearms locked.** Use a strong and effective locking method to secure the firearm, such as a safe or lock box.
- **Store ammunition separately.** Always keep ammunition locked and stored in a location separate from your firearm. This adds another layer of security and is a fundamental rule for responsible gun owners.
- **Control access.** The keys, combinations, or biometric information needed to unlock your storage should be known only by responsible adults in the household. These should be stored in a hidden, secure location.
- **Bolted safes.** To prevent theft, large safes should be bolted to the floor or a wall. This makes it difficult for a burglar to tip the safe over or remove it entirely.
- **Consider all risks.** Safe storage protects not only against accidental shootings involving children, but also against suicide and gun theft.

## Grant Projects Taking Place Soon



There will be a handicap access ramp installed at the back Municipal Gym Entrance this fall. The money for this project is through Community Development Block Grant. Please watch for construction and possibly different access into the gym while the project is completed.

---

Some playground updates will also be taking place in the spring. We ask that you be aware of the construction going on. This project is partially funded through a Department of Conservation and Natural Resources Grant awarded to the Township.



Sunday, November 2, 2025